



HESTORE.HU
elektronikai alkatrész áruház

EN: This Datasheet is presented by the manufacturer.

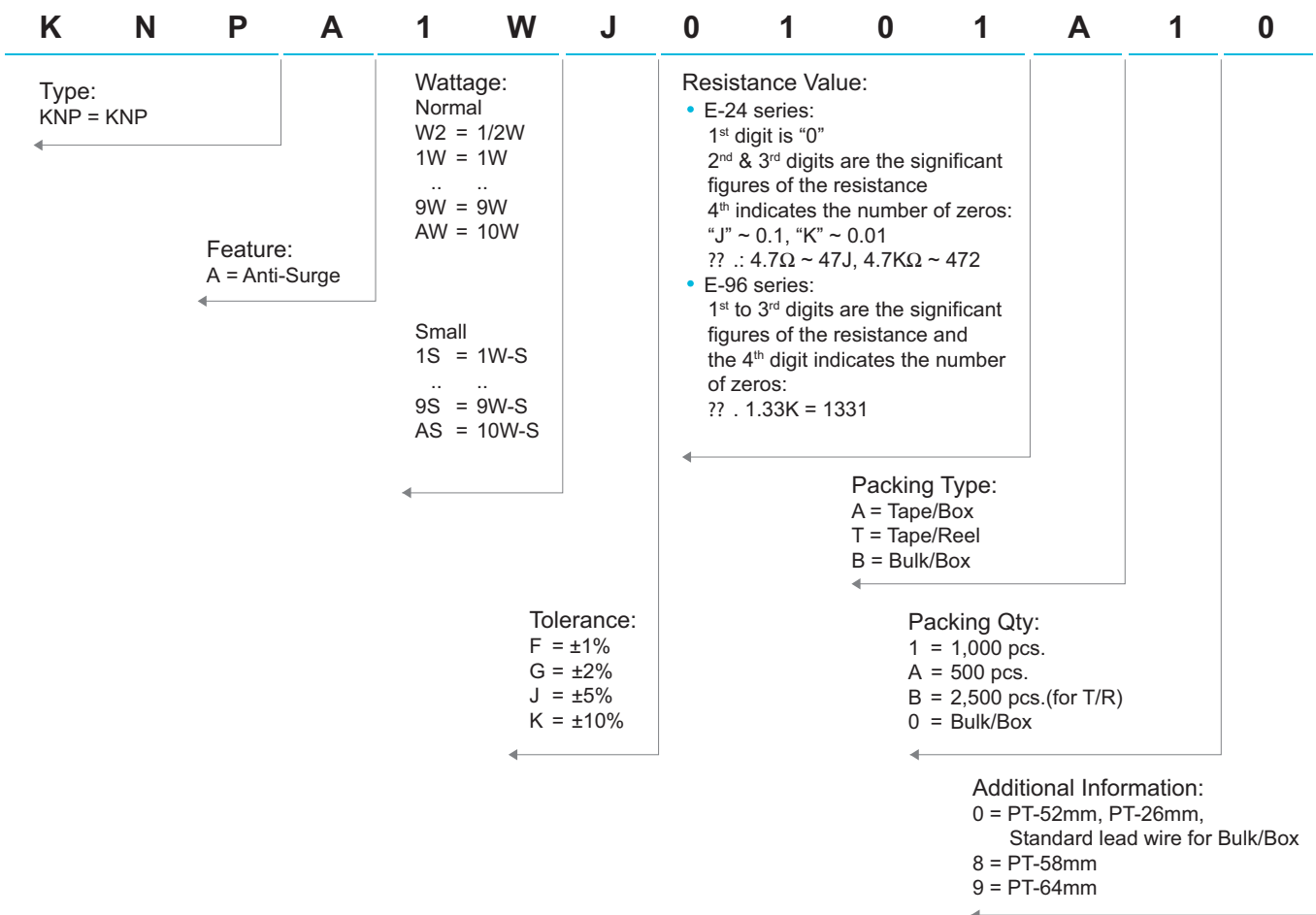
Please visit our website for pricing and availability at www.hestore.hu.

Anti-Surge Wire-Wound Fixed Resistors

Performance Specification

Temperature Coefficient	<20Ω: ±400PPM/°C; ≥20Ω: ±300PPM/°C
Short Time Overload	±(2.0% + 0.05Ω)Max, with no evidence of mechanical damage.
Dielectric Withstanding Voltage	No evidence of flashover, mechanical damage, arcing or insulation breakdown.
Pulse Overload	±(5.0% + 0.05Ω)Max, with no evidence of mechanical damage.
Terminal Strength	No evidence of mechanical damage.
Resistance to Soldering Heat	±(1.0% + 0.05Ω)Max, with no evidence of mechanical damage.
Solderability	Min. 95% coverage.
Temperature Cycling	±(2.0% + 0.05Ω)Max, with no evidence of mechanical damage.
Load Life In Humidity	±(5.0% + 0.05Ω)Max, with no evidence of mechanical damage.
Load Life	±(5.0% + 0.05Ω)Max, with no evidence of mechanical damage.
Non-Flame	No evidence of flaming or arcing
Surge Immunity (IEC 61000-4-5)	±(5.0% + 0.05Ω)Max.


Ordering Procedure: Ex.: KNP 1W, +/-5% 100Ω, T/B-1000, AntiSurge



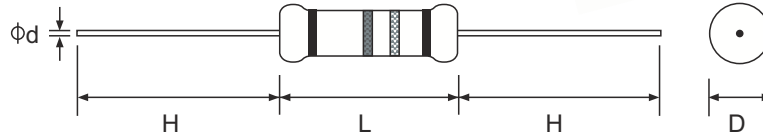
Anti-Surge Wire-Wound Fixed Resistors

Features

- Color coating is "Green"
- Excellent flame resistance
- Too low or too high ohmic value can be supplied on a case to case basis
- Special Fusing Wire-Wound Resistors can be supplied on a case to case basis
- Special Anti-Surge function items available (per IEC 61000-4-5)



Standard : 2% ,5% ,10% -- E-24 series
1% -- E-96 series



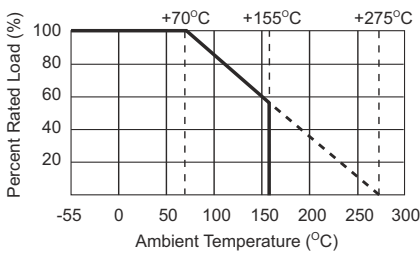
Part No.	Style	Power rating at 70°C	Dimension (mm)					Std Resistance Range	High Resistance Range	Max Surge Voltage
			D(max)	L(max)	H±3	d±0.05	PT			
Normal Size										
KNPAW2	KNP 50	1/2W (0.50W)	3.5	10.0	28	0.54	52	10Ω~39Ω	40Ω~560Ω	4KV
KNPA1W	KNP 100	1W	5.0	12.0	25	0.70	52	10Ω~50Ω	51Ω~1KΩ	5KV
KNPA2W	KNP 200	2W	5.5	16.0	28	0.70	64	10Ω~120Ω	121Ω~2KΩ	6KV
KNPA3W	KNP 300	3W	6.5	17.5	28	0.75	64	10Ω~200Ω	201Ω~3KΩ	7KV
KNPA5W	KNP 500	5W	8.5	25	38	0.75	B/B	10Ω~470Ω	471Ω~5KΩ	9KV
KNPA7W	KNP 700	7W	8.5	30	38	0.75	B/B	10Ω~470Ω	471Ω~6KΩ	10KV
KNPA8W	KNP 800	8W	8.5	40	38	0.75	B/B	10Ω~1.5KΩ	1.6KΩ~10KΩ	10KV
KNPA9W	KNP 900	9W	8.5	53	38	0.75	B/B	10Ω~1.5KΩ	1.6KΩ~15KΩ	10KV

Note: For KNPA Series Max. Working Voltage: 500V
 Max. Overload Voltage: 1,000V
 Dielectric Withstanding Voltage: 1/2W : 350V, >1/2W : 500V

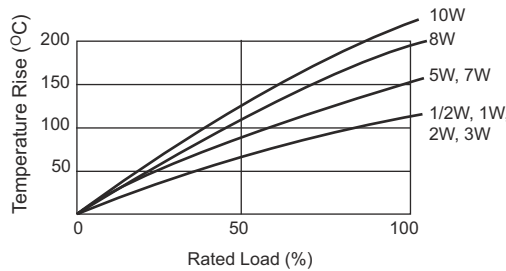
The following are available on case to case basis:

- Low and high resistance
- Small size
- Higher surge voltage

Derating Curve



Heat Rise Chart



Surge Waveform (1.2/50µs)

