



HESTORE.HU

elektronikai alkatrész áruház

EN: This Datasheet is presented by the manufacturer.

Please visit our website for pricing and availability at www.hestore.hu.

SA36-11EWA/GWA/YWA/SRWA

SC36-11EWA/GWA/YWA/SRWA

Features

- 0.36 INCH DIGIT HEIGHT.
- LOW CURRENT OPERATION.
- EXCELLENT CHARACTER APPEARANCE.
- EASY MOUNTING ON P.C. BOARDS OR SOCKETS.
- I.C. COMPATIBLE.
- CATEGORIZED FOR LUMINOUS INTENSITY.
- MECHANICALLY RUGGED.
- STANDARD : GRAY FACE, WHITE SEGMENT.

Description

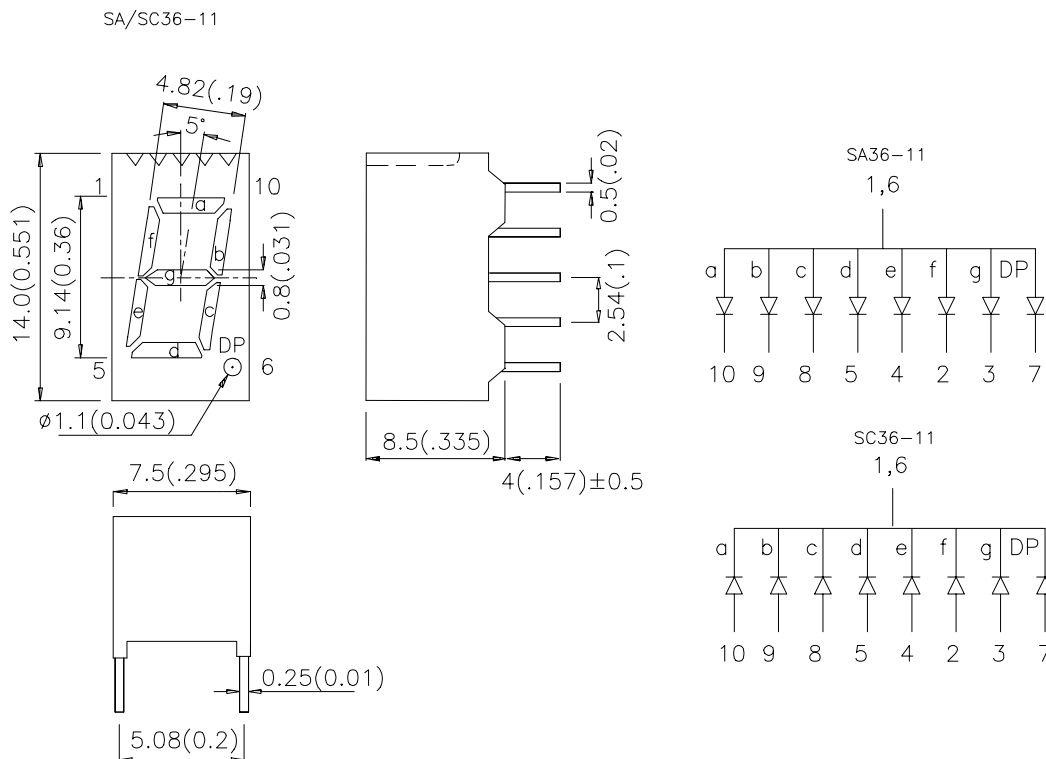
The High Efficiency Red source color devices are made with Gallium Arsenide Phosphide on Gallium Phosphide Orange Light Emitting Diode.

The Green source color devices are made with Gallium Phosphide Green Light Emitting Diode.

The Yellow source color devices are made with Gallium Arsenide Phosphide on Gallium Phosphide Yellow Light Emitting Diode.

The Super Bright Red source color devices are made with Gallium Aluminum Arsenide Red Light Emitting Diode.

Package Dimensions & Internal Circuit Diagram



Notes:

1. All dimensions are in millimeters (inches), Tolerance is $\pm 0.25(0.01)$ unless otherwise noted.
2. Specifications are subject to change without notice.

Selection Guide

Part No.	Dice	Lens Type	Iv (ucd) @ 10 mA		Description
			Min.	Typ.	
SA36-11EWA	HIGH EFFICIENCY RED (GaAsP/GaP)	WHITE DIFFUSED	800	1900	Common Anode, Rt. Hand Decimal
SC36-11EWA					Common Cathode, Rt. Hand Decimal
SA36-11GWA	GREEN (GaP)	WHITE DIFFUSED	800	1900	Common Anode, Rt. Hand Decimal
SC36-11GWA					Common Cathode, Rt. Hand Decimal
SA36-11YWA	YELLOW (GaAsP/GaP)	WHITE DIFFUSED	480	1200	Common Anode, Rt. Hand Decimal
SC36-11YWA					Common Cathode, Rt. Hand Decimal
SA36-11SRWA	SUPER BRIGHT RED (GaAlAs)	WHITE DIFFUSED	1900	6400	Common Anode, Rt. Hand Decimal
SC36-11SRWA					Common Cathode, Rt. Hand Decimal

Electrical / Optical Characteristics at T_A=25°C

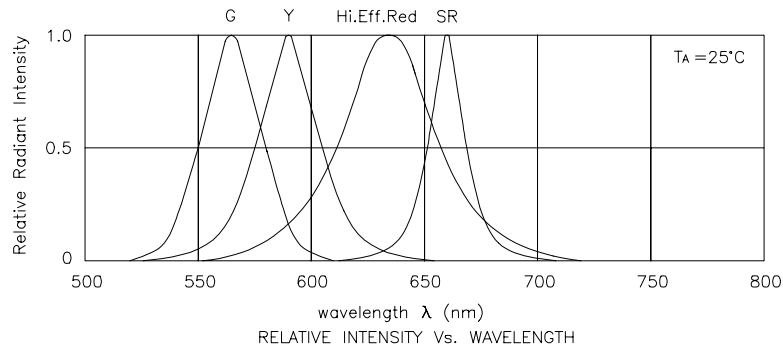
Symbol	Parameter	Device	Typ.	Max.	Units	Test Conditions
λ_{peak}	Peak Wavelength	High Efficiency Red Green Yellow Super Bright Red	627 565 590 660		nm	I _F =20mA
λ_D	Dominate Wavelength	High Efficiency Red Green Yellow Super Bright Red	625 568 588 640		nm	I _F =20mA
$\Delta\lambda_{1/2}$	Spectral Line Half-width	High Efficiency Red Green Yellow Super Bright Red	45 30 35 20		nm	I _F =20mA
C	Capacitance	High Efficiency Red Green Yellow Super Bright Red	15 15 20 45		pF	V _F =0V;f=1MHz
V _F	Forward Voltage	High Efficiency Red Green Yellow Super Bright Red	2.0 2.2 2.1 1.85	2.5 2.5 2.5 2.5	V	I _F =20mA
I _R	Reverse Current	All		10	uA	V _R = 5V

Absolute Maximum Ratings at $T_A=25^\circ\text{C}$

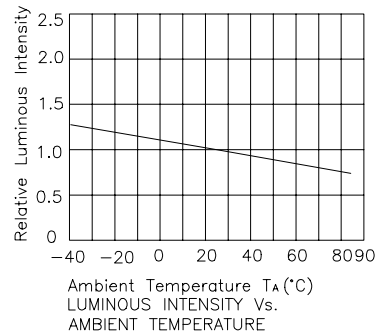
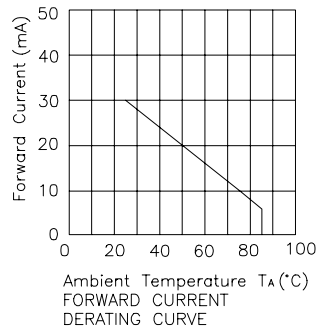
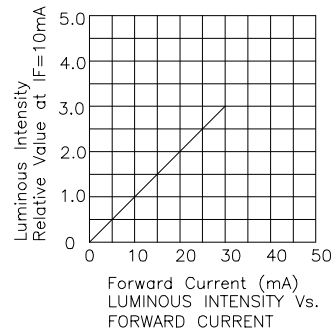
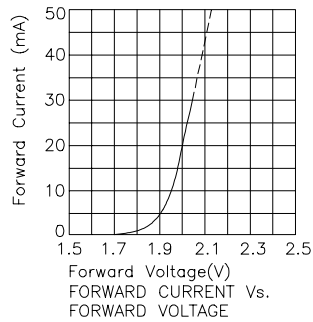
Parameter	High Efficiency Red	Green	Yellow	Super Bright Red	Units
Power dissipation	105	105	105	100	mW
DC Forward Current	30	25	30	30	mA
Peak Forward Current [1]	160	140	140	155	mA
Reverse Voltage	5	5	5	5	V
Operating/Storage Temperature	-40°C To +85°C				
Lead Solder Temperature [2]	260°C For 5 Seconds				

Notes:

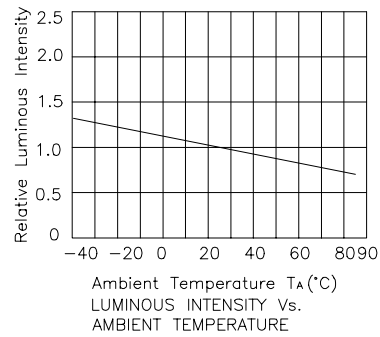
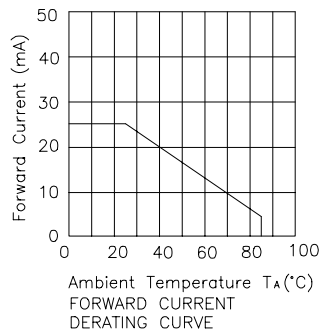
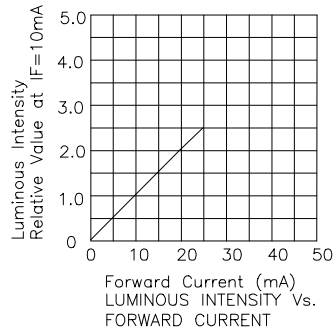
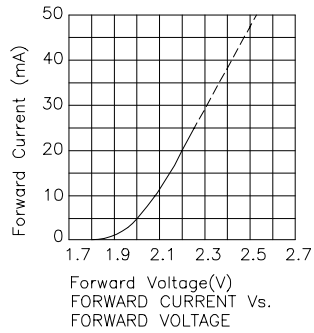
- 1/10 Duty Cycle, 0.1ms Pulse Width.
- 2mm below package base.



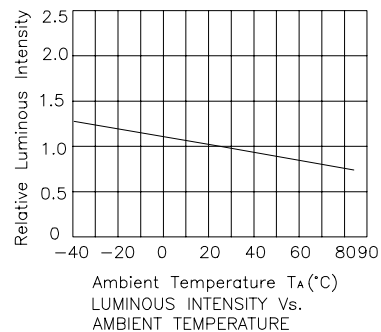
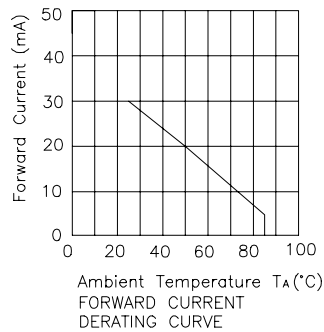
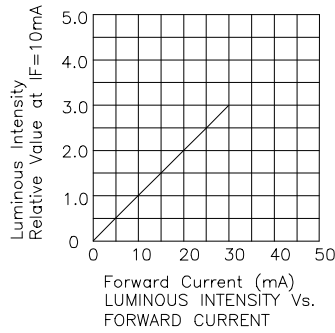
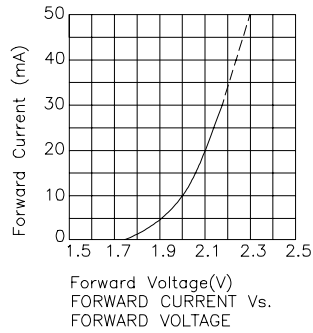
High Efficiency Red



Green



Yellow



Super Bright Red

