



HESTORE.HU


elektronikai alkatrész áruház

EN: This Datasheet is presented by the manufacturer.

Please visit our website for pricing and availability at www.hestore.hu.

WizFi360io-H Datasheet

(Version 1.01)



<http://www.wiznet.io>

Document Revision History

Date	Revision	Changes
2019-07-26	0.9	Temporary Release
2019-08-23	1.0	Initial Release
2019-10-10	1.01	Added "3. Electrical Specifications"

Table of Contents

1. Overview.....	4
2. Features.....	4
2.1. WizFi360.....	4
2.2. ETC.....	4
3. Electrical Specifications.....	5
4. Block Diagram.....	5
5. Pinout.....	6
6. Schematic & Partlist.....	7
7. Dimension.....	7

1. Overview

This document describes WizFi360io-H. The form factor of WizFi360io-H is an Xbee interface module. 2.00mm pin header is used, similar to the Xbee pin layout. But it is not exactly compatible.

WizFi360 is a low cost and low-power consumption industrial-grade WiFi module. It is compatible with IEEE802.11 b/g/n standard and supports SoftAP, Station and SoftAP+Station modes. The serial port baud rate can be up to 2Mbps, which can meet the requirement of various applications.

2. Features

2.1. WizFi360

- WiFi 2.4G, 802.11 b/g/n
- Support Station / SoftAP / SoftAP+Station operation modes
- Support “Data pass-through” and “AT command data transfer” mode
- Support serial AT command configuration
- Support TCP Server / TCP Client / UDP operating mode
- Support configuration of operating channel 0 - 13
- Support auto 20MHz / 40MHz bandwidth
- Support WPA_PSK / WPA2_PSK encryption
- Serial port baud rate up from 600bps to 2Mbps with 16 common values
- Support up to 5 TCP / UDP links
- Obtaining IP address automatically from the DHCP server (Station mode)
- DHCP service for Wireless LAN clients (AP mode)
- Support DNS for communication with servers by domain name
- Support “Keep-Alive” to monitor TCP connection
- Support “Ping” for monitoring network status
- Built-in SNTP client for receiving the network time
- Support built-in unique MAC address and user configurable
- Support firmware upgrade by UART Download / OTA (via WLAN)
- Industrial grade (operating temperature range: -40 °C ~ 85 °C)
- CE, FCC, KC certification

2.2. ETC

- 3.3V Operating Voltage

- Xbee Form Factor
 - 2.00mm Pin Header

3. Electrical Specifications

Parameters	Min	Typ	Max	Unit
Operation Voltage	3	3.3	3.6	V
UART Voltage	3	3.3	3.6	V
Send IEEE802.11b, CCK 11Mbps, POUT = +19 dBm	-	230	290	mA
Send IEEE802.11g, OFDM 54Mbps, POUT = +13.5 dBm	-	210	-	mA
Send IEEE802.11n, OFDM MCS7, POUT = +12 dBm	-	210	-	mA
Receive IEEE802.11 b/g/n	-	100	110	mA
Standby Mode	-	135	-	mA
Modem Sleep Mode	-	20	-	mA
Light Sleep Mode	-	13	-	mA

4. Block Diagram

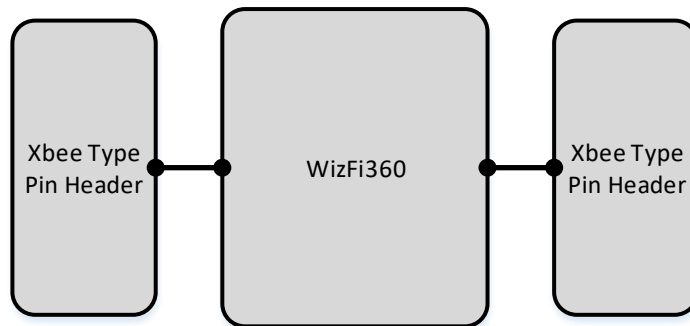


Figure 1. WizFi360io-H Blockdiagram

5. Pinout



Figure 2. WizFi360io-H Pinout

No	Name	Type	Description
1	3.3V	P	Power supply
2	TXD1	I	Transmit of UART1
3	RXD1	O	Receive of UART1
4	PA1	I	-
5	RST	I	WizFi360 Reset (Active low)
6	PB6	-	-
7	PB15	-	-
8	NC	-	-
9	PB18	-	-
10	GND	P	Ground
11	PB13	-	-
12	CTS1	O	Clear to send of UART1
13	WP	I	WAKEUP (Active low)
14	NC	-	-
15	PB14	-	-
16	RTS1	I	Request to send of UART1
17	PB17	-	-
18	PB16	-	-
19	RXD0	I	Receive of UART0
20	TXD0	O	Transmit of UART0

Table 1. WizFi360io-H Pin Description

6. Schematic & Partlist

https://github.com/Wiznet/Hardware-Files-of-WIZnet/tree/master/07_WizFi_Module/WizFi360io-H

7. Dimension

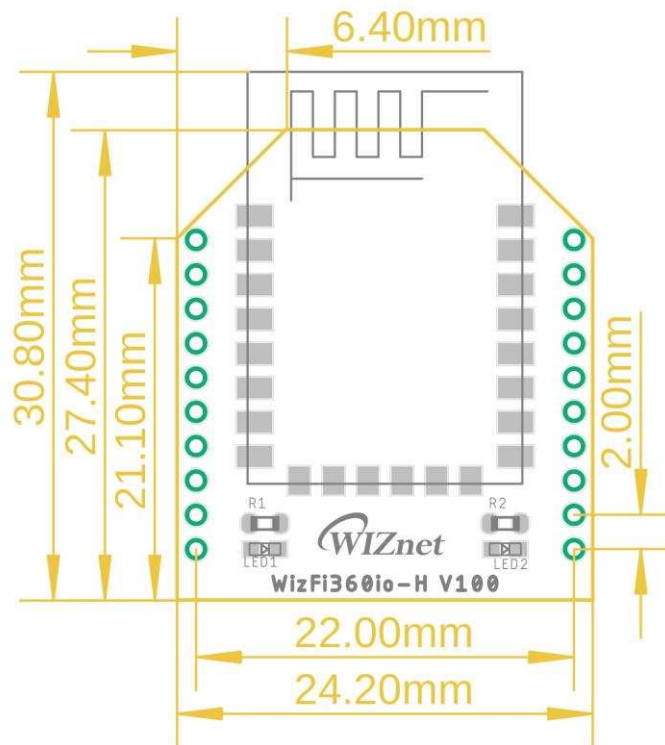


Figure 3. WizFi360io-H Dimension

Copyright Notice

Copyright 2019 WIZnet Co., Ltd. All Rights Reserved.

Technical Support: <https://forum.wiznet.io/>

Sales & Distribution: sales@wiznet.io

For more information, visit our website at <http://www.wiznet.io/>