



HESTORE.HU

elektronikai alkatrész áruház

EN: This Datasheet is presented by the manufacturer.

Please visit our website for pricing and availability at www.hestore.hu.



SMD 1206 LED SERIES

OF-SMD3216B BLUE



ATTENTION
OBSERVE PRECAUTIONS
FOR HANDLING
ELECTROSTATIC
DISCHARGE
SENSITIVE
DEVICES



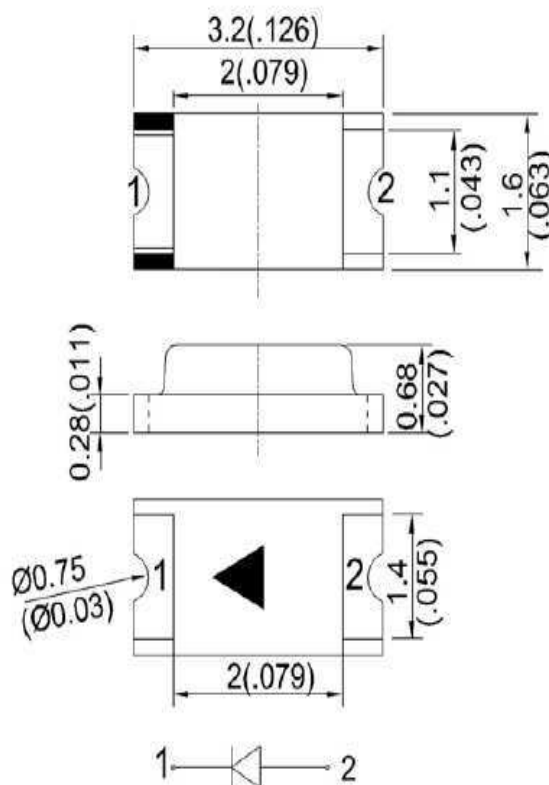
Description

The Blue source color devices are made with Gallium Arsenide Phosphide on Gallium Phosphide Blue Light Emitting Diode.

Features

- 2.0mmx1.25mm SMT LED, 0.68mm THICKNESS.
- LOW POWER CONSUMPTION.
- WIDE VIEWING ANGLE.
- IDEAL FOR BACKLIGHT AND INDICATOR.
- VARIOUS COLORS AND LENS TYPES AVAILABLE.
- PACKAGE : 3000PCS / REEL.

Package Dimensions



Notes:

1. All dimension units are millimeters.
2. All dimension tolerance is ± 0.2 mm unless otherwise noted.
3. An epoxy meniscus may extend about 1.5mm down the leads.
4. Burr around bottom of epoxy may be 0.5mm max..



SMD 1206 LED SERIES

Selection Guide

Part. No	Dice	Lens Type	Iv(mcd) @20mA		Viewing Angle
			Min.	Typ.	2 θ 1/2
OF-SMD2012B	BLUE (GaN)	Water Clear	130	185	120°

Note:

1. θ 1/2 is the angle from optical centerline where the luminous intensity is 1/2 the optical centerline value.

Electrical / Optical Characteristics at TA=25°C


Parameter	Symbol	Device	Condition	Min	Typ	Unit
Forward Voltage DC	VF	Blue	IF=20mA	3.0	3.2	V
Reverse Current	IR	All	VR=5V		5	uA
Dominant Wavelength	λ D	Blue	IF=20mA	470	473	nm
Capacitance	IF(rec)	Blue	VF=0V; f=1MHz		110	pF

Absolute Maximum Ratings at TA=25°C

Parameter	Blue	Units
Power Dissipation	114	mW
DC Forward Current	30	mA
Peak Forward Current	160	mA
Reverse Voltage	5	V
Operating/Storage Temperature	-40°C to +80°C	

Note:

1. 1/10 Duty Cycle, 0.1ms Pulse Width.

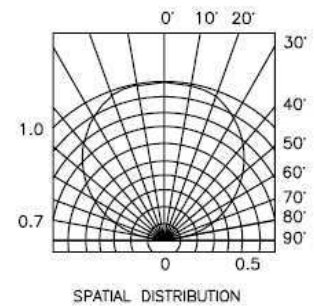
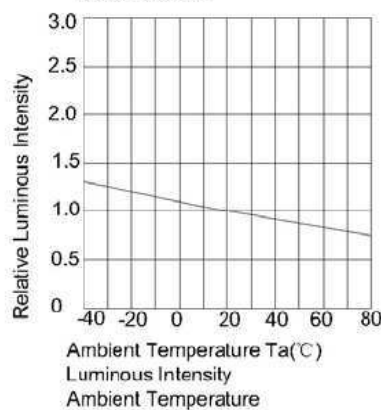
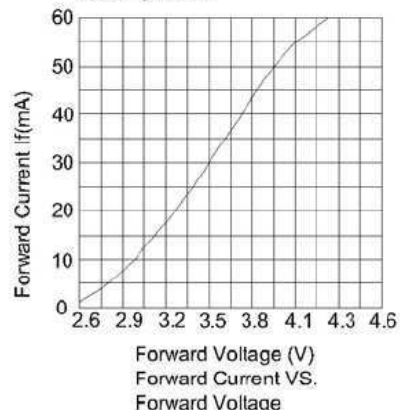
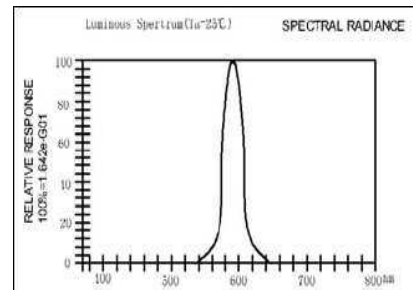
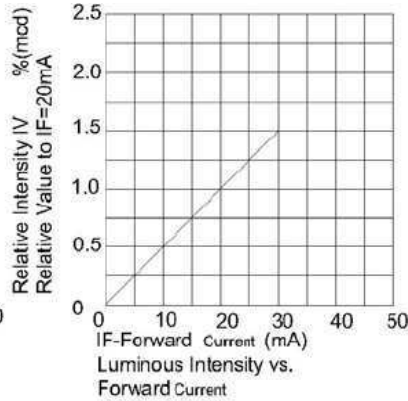
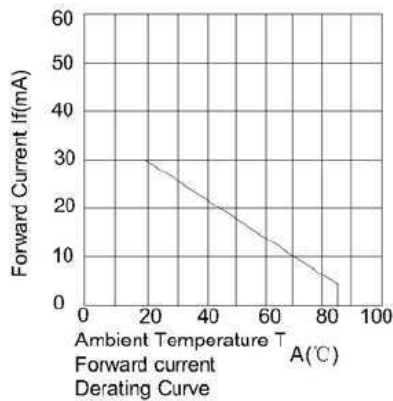


SMD 1206 LED SERIES

Reliability Test Items And Conditions

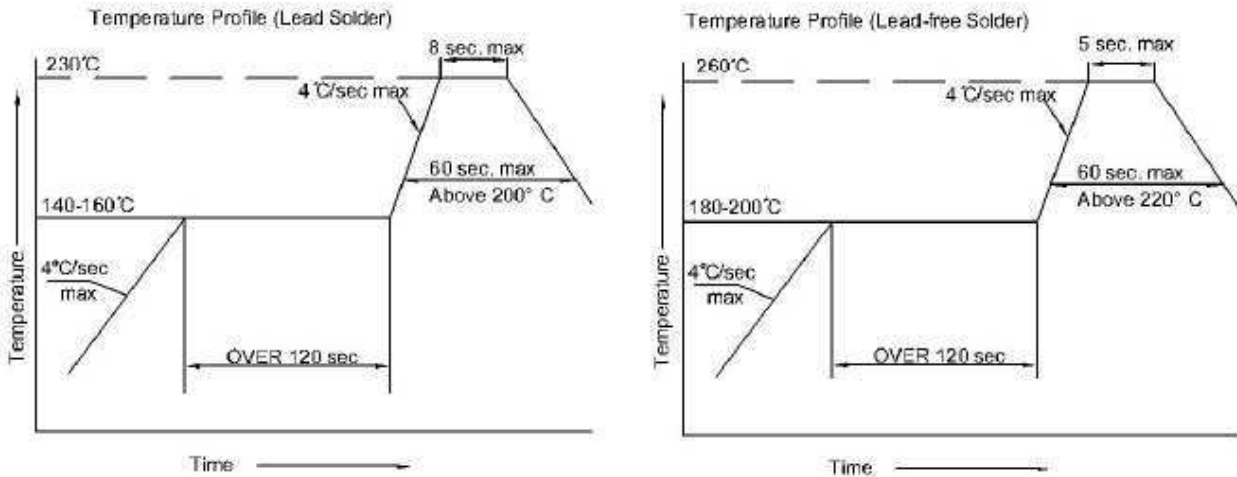
The reliability of products shall be satisfied with items listed below.
Confidence level :90% LTPD :10%

No.	Items	Test Condition	Test Hours/Cycles	Sample Size	Ac/Rc
1	Reflow	Temp:240°C±5°C Min.5 sec.	6 Min.	22Pcs.	0/1
2	Temperature Cycle	H:+100°C 15 min. ~ 5 min L:-40°C 15 min.	300 Cycles	22Pcs.	0/1
3	Thermal Shock	H:+100°C 5 min. ~ 10 sec. L:-10°C 5 min.	300 Cycles	22Pcs.	0/1
4	High Temperature Storage	Temp.:100°C	1000Hrs.	22Pcs.	0/1
5	Low Temperature Storage	Temp.: -55°C	1000Hrs.	22Pcs.	0/1
6	DC Operating Life	I _F =20mA	1000Hrs.	22Pcs.	0/1
7	High Temperature/High Humidity	85°C/R.H85%	1000Hrs.	22Pcs.	0/1

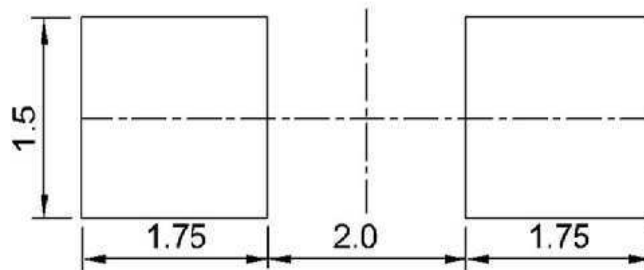


SMT Reflow Soldering Instructions

Number of reflow process shall be less than 2 times and cooling process to normal temperature is required between first and second soldering process.



**Recommended Soldering Pattern
(Units : mm)**



**Tape Specifications
(Units : mm)**

