



HESTORE.HU


elektronikai alkatrész áruház

EN: This Datasheet is presented by the manufacturer.

Please visit our website for pricing and availability at www.hestore.hu.

Power PCB Relay U/UB

- 1 pole 7A, mono or bistable
- 1 form C (CO) or 1 form A (NO) or 1 form B (NC) contact
- Bistable and DC version
- Wash tight version
- Version for 10A on request



Typical applications
Heating control, installation, battery powered equipment

F0153-C



Approvals

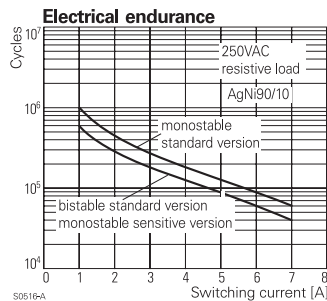
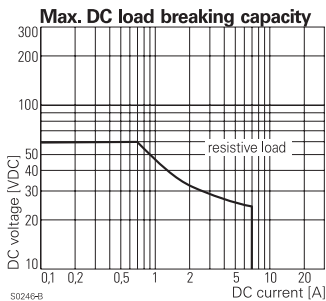
UL E214024
Technical data of approved types on request

Contact Data	Standard	Bistable	Sensitive
Contact arrangement		1 form C (CO) or 1 form A (NO) or 1 form B (NC)	
Rated voltage		250VAC	
Max. switching voltage		400VAC	
Rated current	7A	7A	5A
Limiting making current, max 4 s, duty factor 10%	12A	12A	12A
Breaking capacity max.	1750VA	1750VA	1250VA
Contact material	AgNi 90/10	AgNi 90/10	AgNi 90/10
Frequency of operation, with/without load		600/18000h ⁻¹	
Operate/release time typ.	5/ 3 ms	-	7/3 ms
Set/reset time typ.	-	5/ 3 ms	-
Bounce time typ., form A/form B	2/10ms	2/10ms	2/10ms

Contact ratings

Type	Contact	Load	Cycles
UL 508			
U/UB	C/A/B (CO/NO/NC)	7A, 250VAC, general purpose, 40°C	6.000

Mechanical endurance, DC coil >20x10⁶ operations

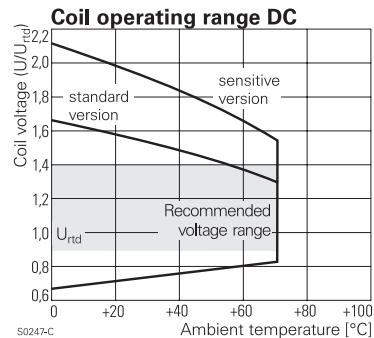


Coil Data	Standard	Bistable	Sensitive
Coil voltage range	6 to 48 VDC	6 to 48 VDC	6 to 48 VDC
Operative range IEC 61810	2	2	2
Reset voltage min., % of rated coil voltage	-	25%	-
Reset voltage max., % of rated coil voltage	-	45%	-
Rated operate power	- 900 to 1300 mW/20ms	-	-

Coil versions, DC coil

Coil code	Rated voltage VDC	Operate voltage VDC	Release voltage VDC	Coil resistance Ω±10%	Rated coil power mW
Standard coil					
003	6	4.2	0.6	80	450
005	12	8.4	1.2	320	450
007	24	16.8	2.4	1280	450
008	48	33.6	4.8	3800	606
Sensitive coil					
103	6	4.4	0.6	110	327
105	12	8.8	1.2	440	327
107	24	17.5	2.4	1780	324
108	48	35.0	4.8	4000	576

All figures are given for coil without pre-energization, at ambient temperature +23°C.
Other coil voltages on request.



Coil versions, bistable 1 coil

Coil code	Rated voltage VDC	Set voltage VDC	Reset voltage VDC	Coil resistance Ω±10%	Rated coil power mW
003	6	4.7	1.5	33	1091
005	12	9.4	3.0	119	1210
007	24	18.7	6.0	475	1213
008	48	37.4	12.0	1750	1317

All figures are given for coil without pre-energization, at ambient temperature +23°C.
Other coil voltages on request.

Power PCB Relay U/UB (Continued)

Insulation Data	2kV _{rms}	4kV _{rms}
	Version V23148-0***	Version V23148-1***
Initial dielectric strength		
between open contacts	1000V _{rms}	1000V _{rms}
between contact and coil	2000V _{rms}	4000V _{rms}
Clearance/creepage		
between contact and coil	≥2.5/2.5mm	≥3.5/3.5mm
Material group of insulation parts	≥IIla	≥IIla

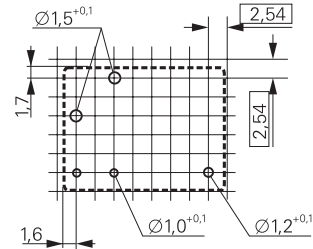
Other Data

Material compliance: EU RoHS/ELV, China RoHS, REACH, Halogen content refer to the Product Compliance Support Center at www.te.com/customer-support/rohssupportcenter	
Ambient temperature	-25 to +70°C
Category of environmental protection IEC 61810	RTIII - wash tight
Vibration resistance (functional), form A/form B	10/10g
Shock resistance (functional), form A/form B	10/10g
Terminal type	PCB-THT
Weight	9.5 g
Resistance to soldering heat THT IEC 60068-2-20, wash tight version	260°C/5 s
Packaging unit	25 pcs.

PCB layout / terminal assignment

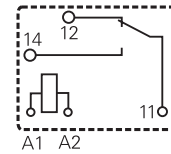
Bottom view on solder pins

Monostable and bistable 1 coil



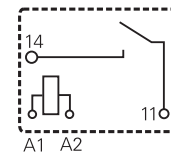
S0285-AA

Form C contact (CO)



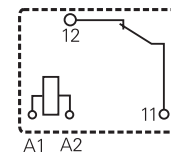
S0285-AB

Form A contact (NO)



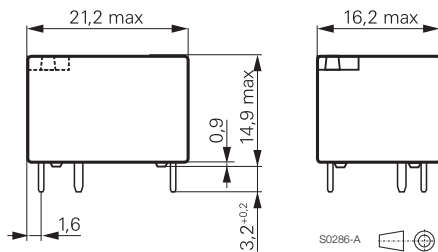
S0285-AC

Form B contact (NC)



S0285-AD

Dimensions



Power PCB Relay U/UB (Continued)

Product code structure	Typical product code V23148 -A 0 0 07 -A 101						
Type	V23148 Power PCB Relay U/UB						
Version	A Monostable (Miniature power relay U) B Bistable (Miniature power relay UB, remanence version)						
Dielectric strength coil-contact	0 2kV _{rms} 1 4kV _{rms}						
Version	0 Monostable Standard 0 Bistable Standard 1 Sensitive						
Coil	03 6VDC 07 24VDC 05 12VDC 08 48VDC						
Contact configuration	A 1 form C contact (1 CO) C 1 form B contact (1 NC) B 1 form A contact (1 NO)						
Contact material	101 AgNi10						

Other types on request

Product code	Version	Dielectric	Version	Arrangement	Part number
V23148-A0003-A101	Monostable relay ,U' AgNi10	2000 V _{rms} contact-coil	Standard	1 form C (CO)	1393203-4
V23148-A0003-B101				1 form A (NO)	1393203-5
V23148-A0005-A101				1 form C (CO)	1393203-8
V23148-A0005-B101				1 form A (NO)	1393203-9
V23148-A0007-A101				1 form C (CO)	1-1393203-1
V23148-A0007-B101				1 form A (NO)	1-1393203-2
V23148-A0008-A101				1 form C (CO)	1-1393203-4
V23148-A0105-A101				Sensitive	2-1393203-1
V23148-A0107-A101		2-1393203-4			
V23148-A1005-A101		4000 V _{rms} contact-coil	Standard		2-1393203-7
V23148-A1007-A101					2-1393203-8
V23148-A1105-A101				Sensitive	2-1393203-9
V23148-A1107-A101					3-1393203-1
V23148-B0003-A101				Bistable relay ,UB' AgNi10	2000 V _{rms} contact-coil
V23148-B0005-A101					1393204-7
V23148-B0007-A101					1-1393204-0
V23148-B0008-A101					1-1393204-3