



HESTORE.HU

elektronikai alkatrész áruház

EN: This Datasheet is presented by the manufacturer.

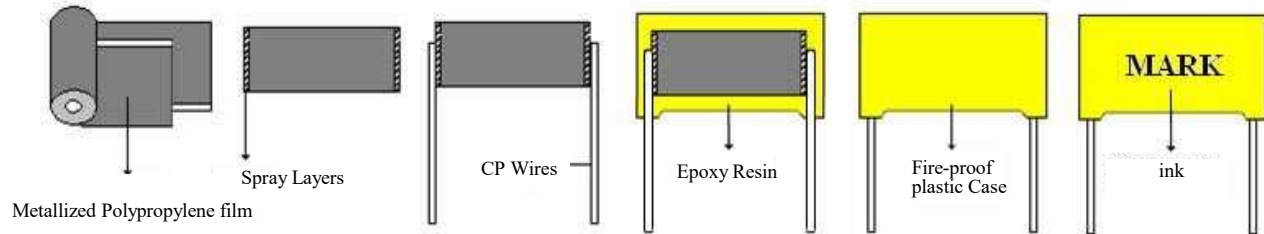
Please visit our website for pricing and availability at www.hestore.hu.

MKP-X2 Metallized Polypropylene Film Capacitor, Class Type:X2-MPX



Product image

Type	Cap (μF)	Rated Voltage	Capacitance Tolerance	(mm) Dimensions (mm)					
				W±0.5	H±0.5	T±0.5	P±0.5	Lmin	Φd
MKP-X2-10NR10/310	0.01uF	310VAC	K	13	11	5	10	20	0.6
MKP-X2-22NR10/310	0.022uF	310VAC	K	13	11	5	10	20	0.6
MKP-X2-33NR10/310	0.033uF	310VAC	K	13	11	5	10	20	0.6
MKP-X2-47NR10/310	0.047uF	310VAC	K	13	11	5	10	20	0.6
MKP-X2-68NR10/310	0.068uF	310VAC	K	13	11	5	10	20	0.6
MKP-X2-100NR10/310	0.1uF	310VAC	K	13	11	5	10	20	0.6
MKP-X2-100NR15/310	0.1uF	310VAC	K	18	12	6	15	20	0.6
MKP-X2-150NR10/310	0.15uF	310VAC	K	13	12	6	10	20	0.6
MKP-X2-150NR15/310	0.15uF	310VAC	K	18	13.5	7.5	15	20	0.6
MKP-X2-220NR10/310	0.22uF	310VAC	K	13	12	6	10	20	0.6
MKP-X2-220NR15/310	0.22uF	310VAC	K	18	12	6	15	20	0.6
MKP-X2-330NR15/310	0.33uF	310VAC	K	18	14.5	8.5	15	20	0.6
MKP-X2-330NR22/310	0.33uF	310VAC	K	26.5	16.5	7	22.5	20	0.6
MKP-X2-470NR15/310	0.47uF	310VAC	K	18	14.5	8.5	15	20	0.6
MKP-X2-470NR22/310	0.47uF	310VAC	K	26.5	16.5	7	22.5	20	0.6
MKP-X2-560NR15/310	0.56uF	310VAC	K	18	16	10	15	20	0.6
MKP-X2-1UR22/310	1.0uF	310VAC	K	26.3	19	10	22.5	20	0.6
MKP-X2-2UR27/310	2.0uF	310VAC	K	31.5	21.6	13	27.5	20	0.6
MKP-X2-3U3R27/310	3.3uF	310VAC	K	31.5	31	22	27.5	20	0.6
MKP-X2-4U7R27/310	4.7uF	310VAC	K	31	31	22	27.5	20	0.6
MKP-X2-1U5R22/310	1.5uF	310VAC	K	26.3	21.5	12	22.5	20	0.6
MKP-X2-1U5R27/310	1.5uF	310VAC	K	31.5	19.5	10.8	27.5	20	0.6
MKP-X2-2U2R22/310	2.2uF	310VAC	K	26.3	21.6	12	22.5	20	0.6
MKP-X2-2U2R27/310	2.2uF	310VAC	K	31.5	21.6	13	27.5	20	0.6



Safety Approvals



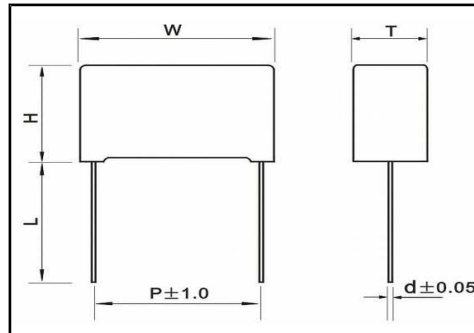
Specification :

Reference Standards:	GB14472-2005(China)IEC60384-1 (International) EN132400,EN60384-14,IEC60384-14
Rated Voltage(U _R):	310VAC
Operation Temperature Range:	-40℃ — +110℃
Capacitance Range :	0.0047μF — 4.7μF
Capacitance Tolerance Range :	K(±10%)
Dielectric :	Polypropylene Film
Dissipation Factor Tanδ : (25℃±5℃)	≤0.15% (CR ≤ 1μF) ≤0.3% (CR > 1μF) (25℃±5℃,10KHz)
Insulation Resistance: Between Terminals:	100VDC , 1Min (20±5℃) C≤0.33μF ≥30000MΩ C > 0.33μF ≥10000 MΩ·S
Withstand Voltage:	Between Terminals CR≤1.0μF 1800VDC(2S) CR > 1.0μF 4.3U _R VDC(2S) Between Terminals to Case 2100VAC
Life. Test Conditions:	100±2℃ , 1.25U _R , 1,000Hours Capacitance Drift: ≤±3% Of the initial value ≤0.06%

Metallized Polypropylene Film Capacitor, Class Type:X2-MPX

Are non-inductively wound with metallized polypropylene film as dielectric/electrode with copper-clad steel leads and encapsulated in a plastic case sealed with epoxy resin.

Outline Drawing :



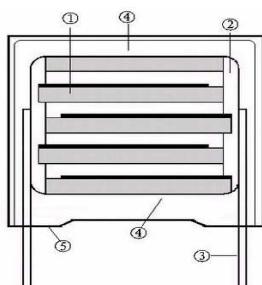
◇ Features :

- Box type provides the identical outer appearance.
- Withstanding overvoltage stressing.
- Excellent active and passive flame resistant abilities.
- Withstanding 2.5KV impulse voltage, Class X2.

◇ Typical Applications :

- As an across-the-line type noise suppression capacitor, and suitable
- Grid power supply of electronic instruments and electronic equipment, switch, contacts produces a spark discharge sites.
- Electric tools, lighting, hair dryers, water heaters and other household electrical appliances

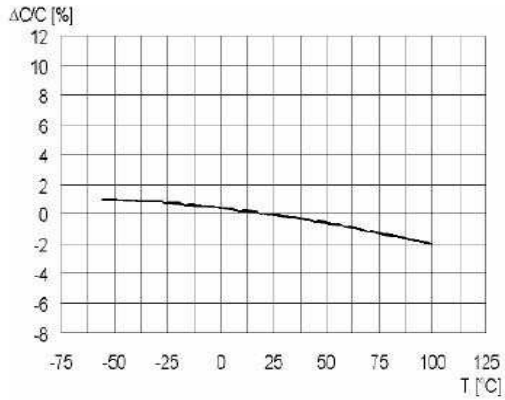
structure chart :



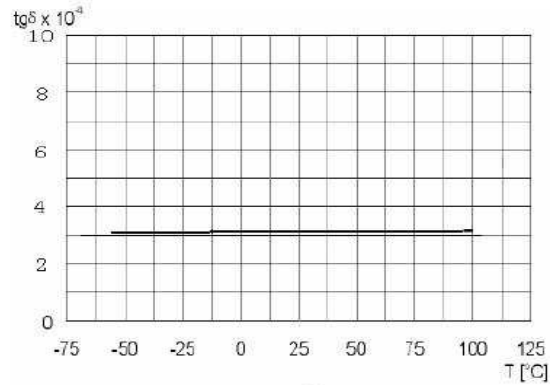
- ① Metallized Polypropylene film
- ② Spray Layers
- ③ CP Wires
- ④ Epoxy Resin
- ⑤ Fire-proof plastic Case

Dissipation Factor $\leq 0.06\%$ Of increased value

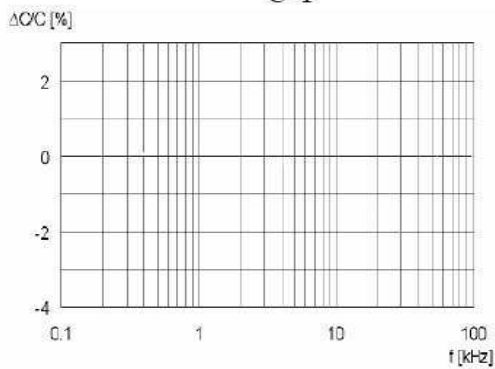
Polypropylene film capacitor characteristic curve:



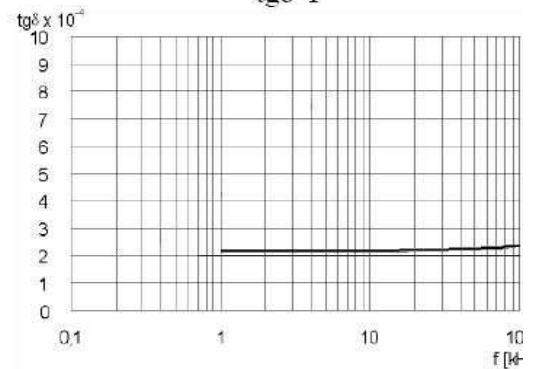
C-T



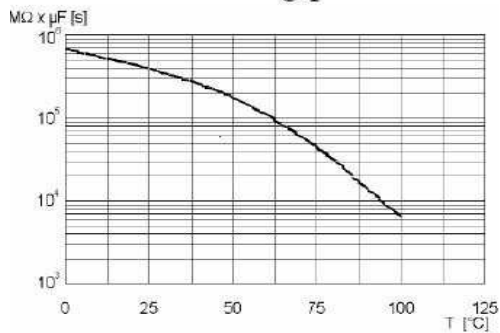
$\text{tg}\delta$ -T



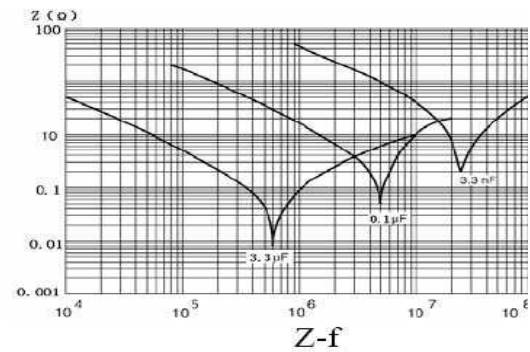
C-f



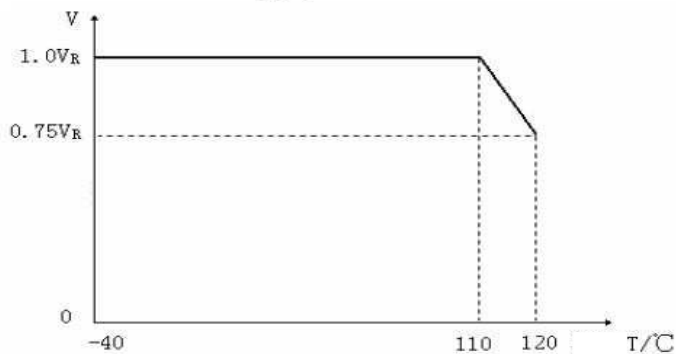
$\text{tg}\delta$ -f



R-T



Z-f



T-V