



HESTORE.HU

elektronikai alkatrész áruház

EN: This Datasheet is presented by the manufacturer.

Please visit our website for pricing and availability at www.hestore.hu.

Kingbright®

45.7mm (1.8INCH) ARROWS INDICATOR DISPLAY

AA18-11

AC18-11

Features

- | 1.8 INCH ARROW HEIGHT.
- | LOW CURRENT OPERATION.
- | EXCELLENT CHARACTER APPEARANCE.
- | EASY MOUNTING ON P.C. BOARDS OR SOCKETS.
- | I.C. COMPATIBLE.
- | CATEGORIZED FOR LUMINOUS INTENSITY, YELLOW AND GREEN CATEGORIZED FOR COLOR.
- | MECHANICALLY RUGGED.
- | STANDARD : GRAY FACE, WHITE SEGMENT.

Description

The Bright Red source color devices are made with Gallium Phosphide Red Light Emitting Diode.

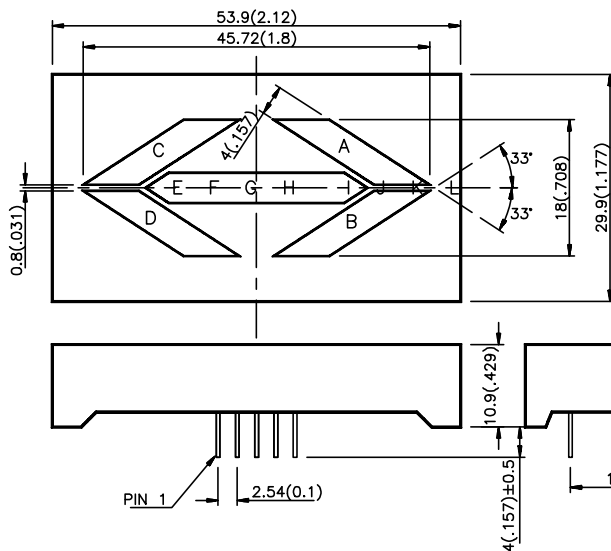
The Green source color devices are made with Gallium Phosphide Green Light Emitting Diode.

The High Efficiency Red source color devices are made with Gallium Arsenide Phosphide on Gallium Phosphide Orange Light Emitting Diode.

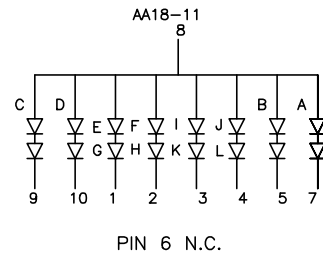
The Yellow source color devices are made with Gallium Arsenide Phosphide on Gallium Phosphide Yellow Light Emitting Diode.

The Super Bright Red source color devices are made with Gallium Aluminum Arsenide Red Light Emitting Diode.

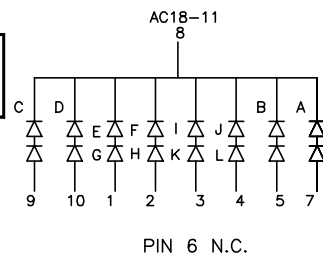
Package Dimensions



Internal Circuit Diagram



PIN 6 N.C.



PIN 6 N.C.

Notes:

1. All dimensions are in millimeters (inches), Tolerance is $\pm 0.25(0.01)$ unless otherwise noted.
2. Specifications are subjected to change without notice.

Selection Guide

| Part No. | Dice | I _v (ucd) @ 10 mA | | Description |
|--------------|---------------------------------|---------------------------------|-------|----------------|
| | | Min. | Max. | |
| AA08-11HWA | BRIGHT RED (GaP) | 1800 | 2900 | Common Anode |
| AC18-11HWA | | | | Common Cathode |
| AA18-11EWA | HIGH EFFICIENCY RED (GaAsP/GaP) | 10250 | 12750 | Common Anode |
| AC18-11EWA | | | | Common Cathode |
| AA18-11GWA | GREEN (GaP) | 14000 | 22000 | Common Anode |
| AC18-11GWA | | | | Common Cathode |
| AA18-11YWA | YELLOW (GaAsP/GaP) | 6300 | 14000 | Common Anode |
| AC18-11YWA | | | | Common Cathode |
| AA18-11SRWA | SUPER BRIGHT RED (GaAlAs) | 31000 | 41000 | Common Anode |
| AC018-11SRWA | | | | Common Cathode |

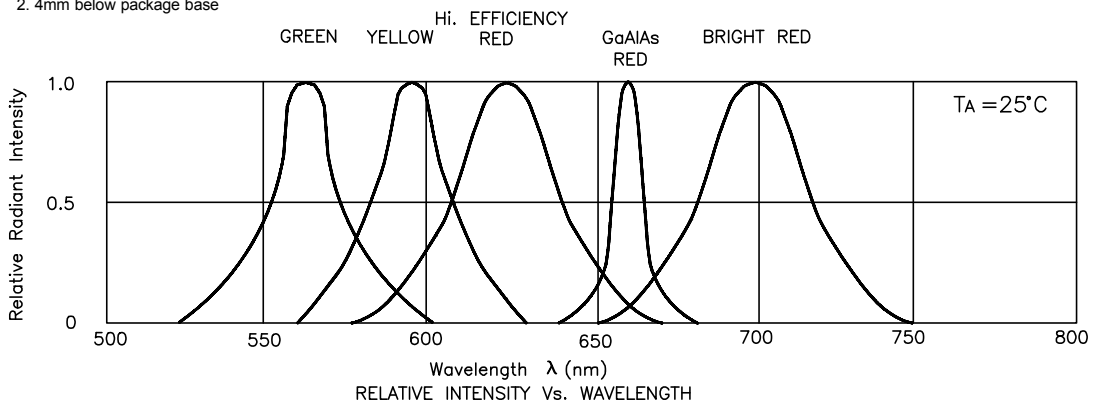
Electrical / Optical Characteristics at T_A=25°C

| Symbol | Parameter | Device | Typ. | Max. | Units | Test Conditions |
|-----------------------|-------------------------|--|----------------------------------|---------------------------------|-------|---------------------------|
| λ_{peak} | Peak Wavelength | Bright Red High Efficiency Red Green Yellow Super Bright Red | 700 625 565 590 660 | | nm | I _F =20mA |
| $\Delta\lambda_{1/2}$ | Spectral Line Halfwidth | Bright Red High Efficiency Red Green Yellow Super Bright Red | 45 45 30 35 20 | | nm | I _F =20mA |
| C | Capacitance | Bright Red High Efficiency Red Green Yellow Super Bright Red | 40 12 45 10 95 | | pF | V _F =0V;f=1MHz |
| V _F | Forward Voltage | Bright Red High Efficiency Red Green Yellow Super Bright Red | 2.0 2.0 2.2 2.1 1.85 | 2.5 2.5 2.5 2.5 2.5 | V | I _F =20mA |
| I _R | Reverse Current | All | 10 | | uA | V _R = 5V |

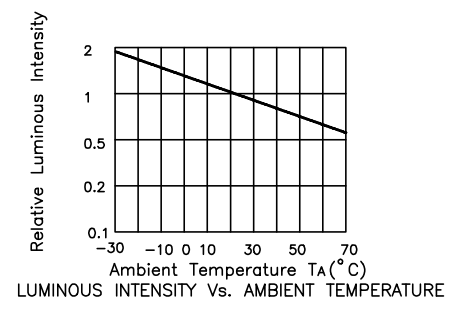
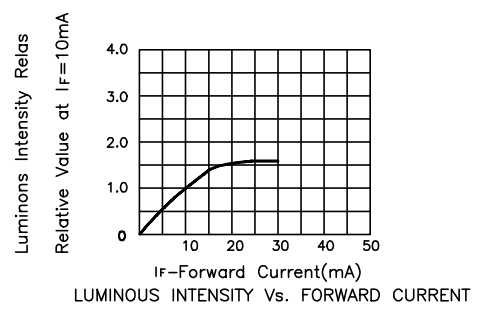
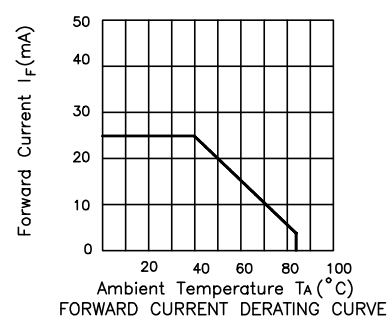
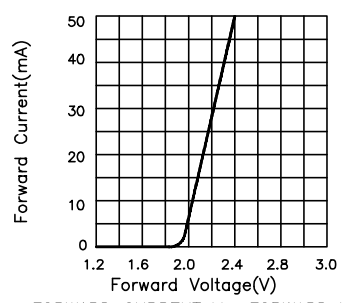
Absolute Maximum Ratings at $T_A=25^\circ\text{C}$

| Parameter | Bright Red | High Efficiency Red | Green | Yellow | Super Bright Red | Units |
|--------------------------------|-------------------|---------------------|-------|--------|------------------|-------|
| Power dissipation | 120 | 105 | 105 | 105 | 100 | mW |
| DC Forward Current | 25 | 30 | 25 | 30 | 30 | mA |
| Peak Forward Current [1] | 150 | 150 | 150 | 150 | 150 | mA |
| Reverse Voltage | 5 | 5 | 5 | 5 | 5 | V |
| Operating/Storage Temperature | -40 To +85 | | | | | |
| Lead Soldering Temperature [2] | 260 For 5 Seconds | | | | | |

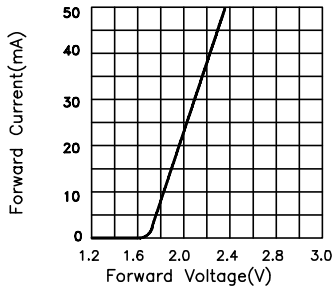
Notes:
 1. 1/10 Duty Cycle, 0.1ms Pulse Width.
 2. 4mm below package base



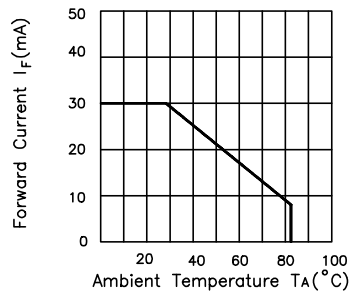
Bright Red



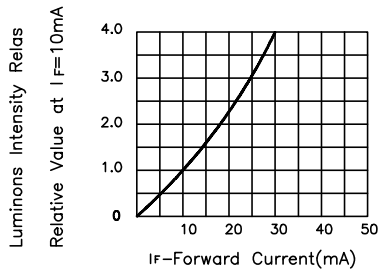
High Efficiency Red



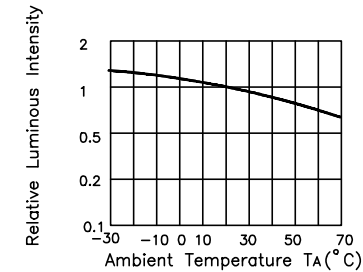
FORWARD CURRENT Vs. FORWARD VOLTAGE



FORWARD CURRENT DERATING CURVE

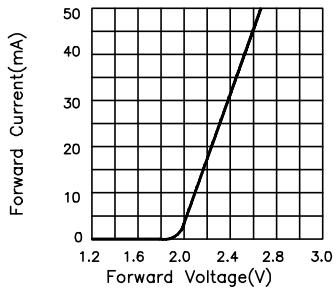


LUMINOUS INTENSITY Vs. FORWARD CURRENT

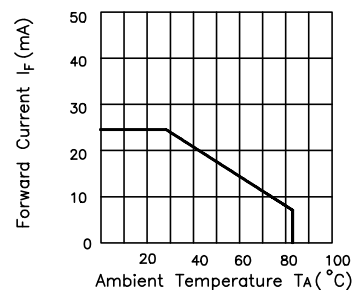


LUMINOUS INTENSITY Vs. AMBIENT TEMPERATURE

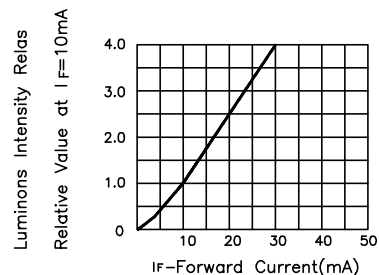
Green



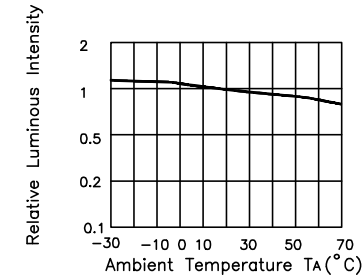
FORWARD CURRENT Vs. FORWARD VOLTAGE



FORWARD CURRENT DERATING CURVE

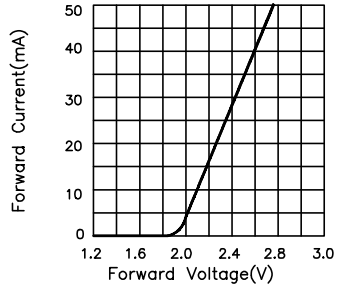


LUMINOUS INTENSITY Vs. FORWARD CURRENT

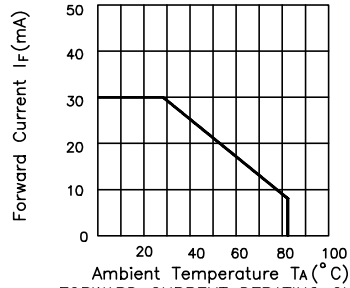


LUMINOUS INTENSITY Vs. AMBIENT TEMPERATURE

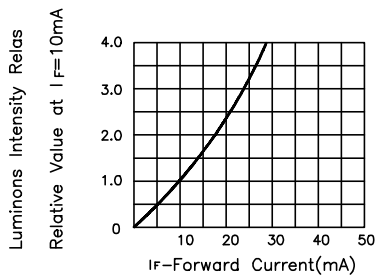
Yellow



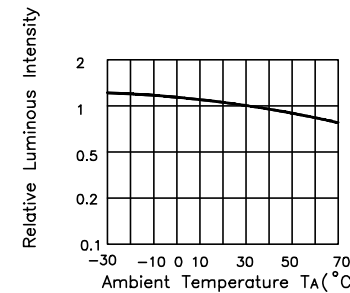
FORWARD CURRENT Vs. FORWARD VOLTAGE



FORWARD CURRENT DERATING CURVE

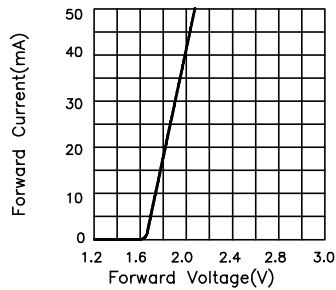


LUMINOUS INTENSITY Vs. FORWARD CURRENT

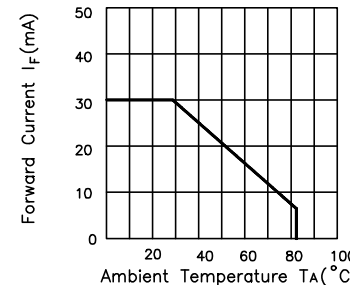


LUMINOUS INTENSITY Vs. AMBIENT TEMPERATURE

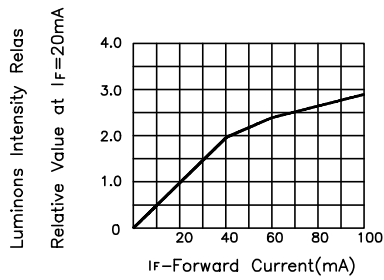
Super Bright Red



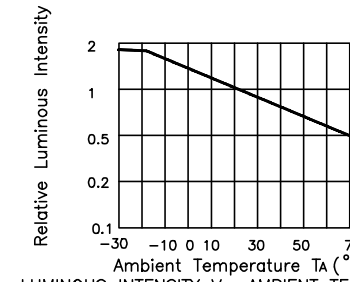
FORWARD CURRENT Vs. FORWARD VOLTAGE



FORWARD CURRENT DERATING CURVE



LUMINOUS INTENSITY Vs. FORWARD CURRENT



LUMINOUS INTENSITY Vs. AMBIENT TEMPERATURE