



**HESTORE.HU**


elektronikai alkatrész áruház

**EN:** This Datasheet is presented by the manufacturer.

Please visit our website for pricing and availability at [www.hestore.hu](http://www.hestore.hu).

**Relay Package RT**

- Relay package consisting of RT relay, DIN-rail socket, plastic retaining clip, module and marking tag
- 1 CO with 16 A or 2 CO with 8 A rated load
- Sensitive DC- or AC coil
- Reinforced insulation (protection class II / VDE 0700), safe separation to VDE 0160
- Jumper bars for interconnection
- Further accessories see Accessories RT



F0287-C

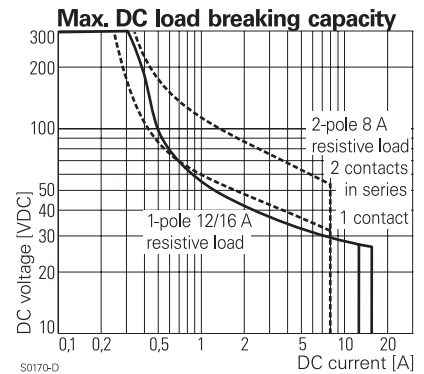
**Approvals**

Relay: REG.-Nr. 6106, E214025

Socket: REG.-Nr. 6106, E135149  
 Technical data of approved types on request

Contact data	1-pole	2-pole
Contact configuration	1 CO	2 CO
Contact set	single contact	
Type of interruption	micro disconnection	
Rated voltage / max. switching voltage AC	240 / 400 VAC	
Rated current	16 A*)	8 A
Limiting continuous current	16 A*)	8 A, UL: 10 A
Maximum breaking capacity AC	4000 VA	2000 VA
Limiting making capacity,max 4 s, df 10%	30 A	15 A
Contact material	AgNi 90/10, AgNi90/10 gold plated	
Rated frequency of operation with / without load	6 / 1200 min <sup>-1</sup>	

\*) For full load current (16 A) the relay terminals 11-21, 12-22 and 14-24 have to be bridged.



S0170-D

**Contact ratings**

For contact ratings see datasheet Interface Power relay RT

**Coil data**

Rated coil voltage range DC coil	24 VDC
AC coil	24, 115, 230 VAC
Operative range to IEC 61810	2

**Coil versions, DC-coil**

Coil code	Rated voltage VDC	Operate voltage VDC	Release voltage VDC	Coil resistance Ohm	Rated coil power mW
LC4	24	16.8	2.4	1440±10%	400

**Coil versions, AC-coil 50Hz**

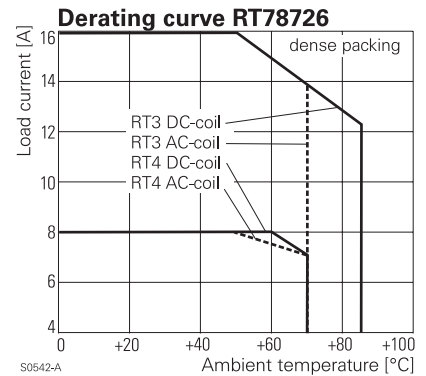
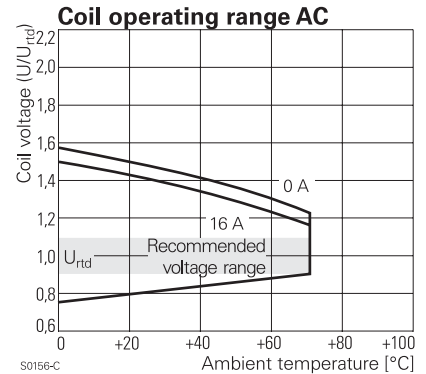
Coil code	Rated voltage VAC	Operate voltage 50 Hz VAC	Release voltage 50 Hz VAC	Coil resistance Ohm	Rated coil power 50 Hz VA
R24	24	18.0	3.6	350±10%	0.76
S15	115	86.3	17.3	8100±15%	0.76
T30	230	172.5	34.5	32500±15%	0.74

All figures are given for coil without preenergization, at ambient temperature +23°C  
 Other coil voltages on request

**Relay Package RT (Continued)**

Insulation	1-pole	2-pole
Dielectric strength coil-contact circuit		5000 V <sub>rms</sub>
open contact circuit		1000 V <sub>rms</sub>
adjacent contact circuits		2500 V <sub>rms</sub>
Clearance / creepage coil-contact circuit	≥ 10 / 10 mm	
Material group of insulation parts	IIIa	
Tracking index of relay base	PTI 250 V	
Insulation to IEC 60664-1		
Type of insulation coil-contact circuit		reinforced
open contact circuit		micro disconnection
adjacent contact circuits		functional
Rated insulation voltage		250 V
Pollution degree,	3	2
Rated voltage system	240 V	230 / 400 V
Overtoltage category		III

Other data	1-pole	2-pole
Mechanical endurance		
DC coil	> 30 x 10 <sup>6</sup>	>30 x 10 <sup>6</sup>
AC coil	> 10 x 10 <sup>6</sup>	>5 x 10 <sup>6</sup>
Material		
RoHS - Directive 2002/95/EC	compliant as per product date code 0535	
Environment		
Ambient temperature range DC coil	-20...+85°C	
AC coil	-20...+70°C	
Processing		
Terminals	screw	
Terminal screw torque acc. IEC 61984	0.5 Nm	
max.	0.7 Nm	
Wire cross section		
single wire	2 x 2.5 mm <sup>2</sup>	
fine wire	2 x 2.5 mm <sup>2</sup>	
with bootlace crimp (DIN 46228/1)	2 x 1.5 mm <sup>2</sup>	
Insertion cycles	A (10)	
Max. Insertion Force total	100 N	
Mounting distance	≥ 0, dense packing of sockets	
Weight	54 g	
Packaging unit	10 pcs	



**Dimensions**

