



HESTORE.HU

elektronikai alkatrész áruház

EN: This Datasheet is presented by the manufacturer.

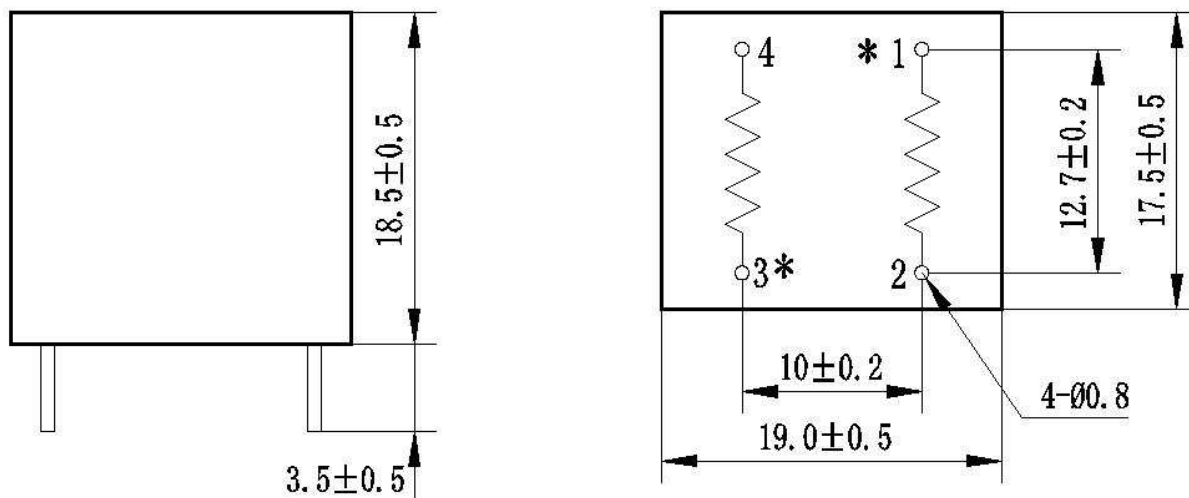
Please visit our website for pricing and availability at www.hestore.hu.

ZMPT101K

Current-type Voltage Transformer

Small size, high accuracy, good consistency, for voltage and power measurement

Structural parameters:



"*"Same Polarity

Remarks: primary input: 1、 2 pins secondary output: 3、 4pins
Or
primary input:: 3、 4 pins secondary output::1、 2pins

Front view

Bottom view

The main technical parameters:

Model	ZMPT101K
Rated input current	2mA
Rated output current	2mA
turns ratio	1000:1000
phase angle error	$\leq 20'$ (input 2mA, sampling resistor 100 Ω)
linear range	0~1000V 0~10mA (sampling resistor 100 Ω)
linearity	$\leq 0.2\%$ (20% $\dot{\sim}$ 120% $\dot{\sim}$)
Permissible error	$-0.3\% \leq f \leq +0.2\%$ (input 2mA, sampling resistor 100 Ω)
isolation voltage	4000V
application	voltage and power measurement
Encapsulation	Epoxy
installation	PCB mounting (Pin Length>3mm)
Operating temperature	-40 $^{\circ}$ C~+85 $^{\circ}$ C

Direction for use:

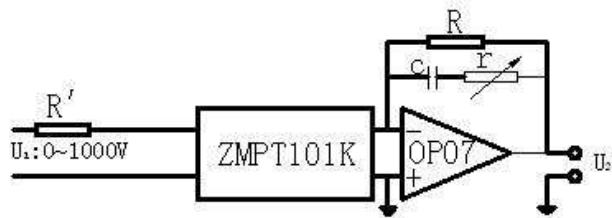


Figure I

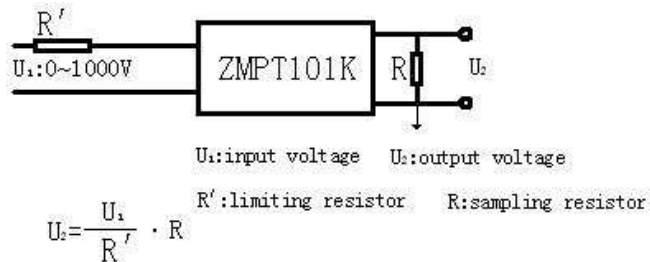


Figure II

1. The typical usage of the product is for the active output (Figure I). R' is a limiting resistor , R is a sampling resistor.
2. The product can be directly through the resistance sampling , easy to use (Figure II).