



HESTORE.HU

elektronikai alkatrész áruház

EN: This Datasheet is presented by the manufacturer.

Please visit our website for pricing and availability at www.hestore.hu.

产品规格承认书

Product specifications
acknowledgment

承认厂商： _____

(Recognized manufacturers)

制造厂商： 深圳市沃进科技有限公司

(Manufacturer)

产品名称： 433 弹簧天线

(Description)

产品选型表：

(Product Type)

型号	说明	备注
VG433SNX39-6W3	标准 433MHZ (可定制)	可订制

供应商承认签栏

制表者	审核者	核准者

客户承认栏

审核者	核准者

1.1 Specifications

天线类型 Antennas Type	Antenna for 433M application
频率范围 FrequencRange(MHz)	433MHz+/-20MHz
输入阻抗 Input Impedence (Ω)	50 Ω
电压驻波比 V.S.W.R	<2
增益 Gain (dBi)	2.5dBi
极化形式 Polarization Type	垂直 Vertical
功率容量 Power Capacity (w)	50
连接方式 Connector Type	直接焊接
天线颜色 Color	黄色
重量 Weight(g)	1.5
线径 (mm)	0.75
辐射体 Radiator	铜 Cuprum
圈数	实物为准

1.2 Antenna Picture



上图型号：VG433SNX39-6W3

(可定制)

*注： 因天线功能较为敏感，主体周边机构有变更请通知我们评估。

2. Electrical Specification

2.1 Test Equipment

- A. VSWR and input impedance: Agilent 8753/E5071 Network Analyzer
- B. Antenna gain and efficiency: ETS three-dimensional anechoic chamber

2.2 Test Setup

2.2.1 Frequency Range

2.2.2 VSWR

Step 1: The antenna is arranged on the customer provided test fixture.

Step 2: The VSWR of the antenna is measured via Agilent 8720/8753 Network Analyzer (see figure. 1).



Figure.1

2.2.3 Radiation pattern and Gain

- A. The 3D chamber provides less than -40dB reflectivity from 800MHz to 6GHz and a 40cm diameter spherical quiet zone. The measurement results are calibrated using both dipoles and standard gain horns (see figure. 2).
- B. The antenna under tested is arranged in the turned table and a decoupling sleeve is used to reduce feed line radiation (see figure. 3).
- C. The measured results of the radiation patterns and antenna gain are obtained from the control system and showed on the monitor (see figure. 4 and 5).



Figure.2



Figure.3




Figure.4


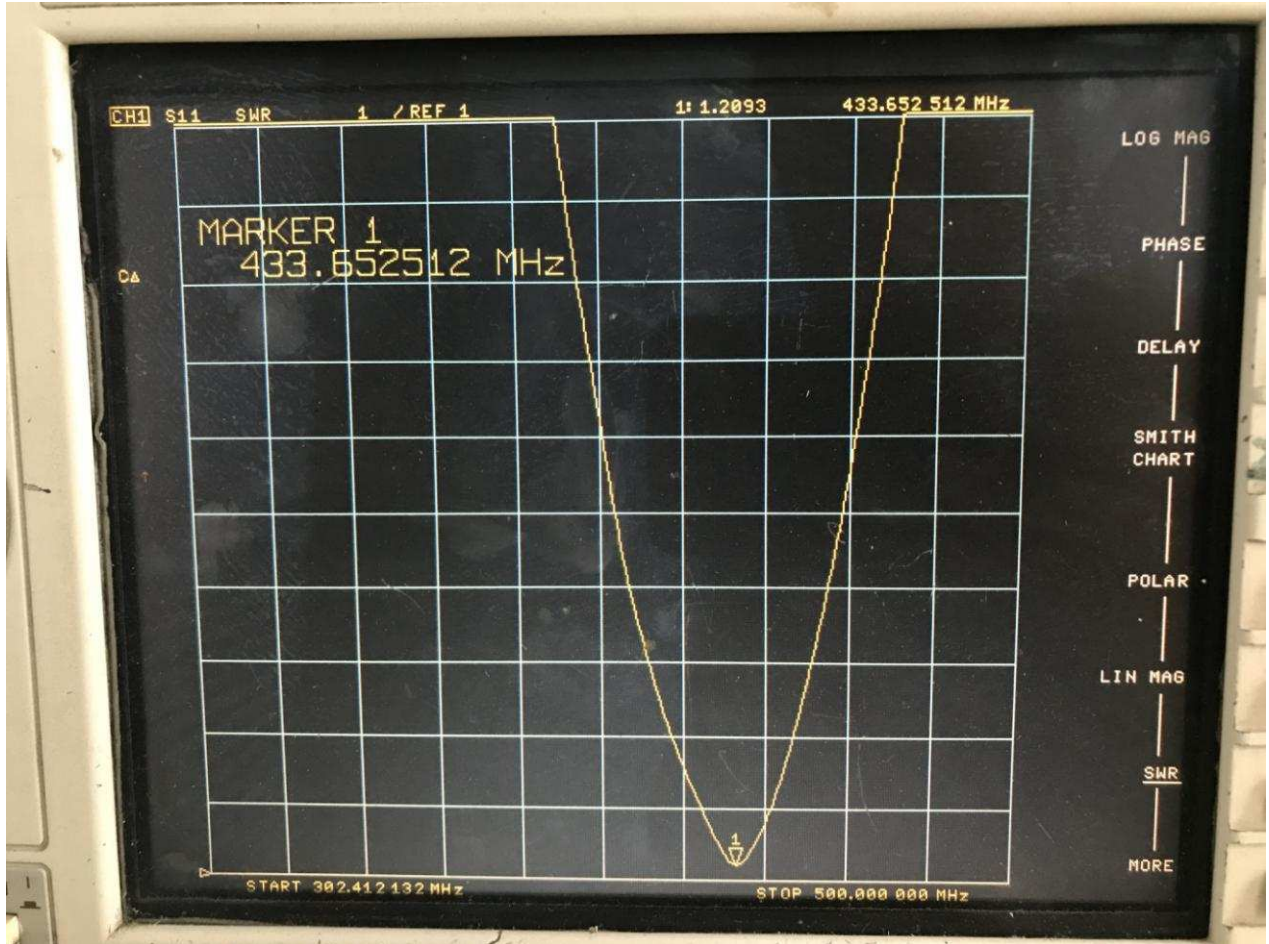


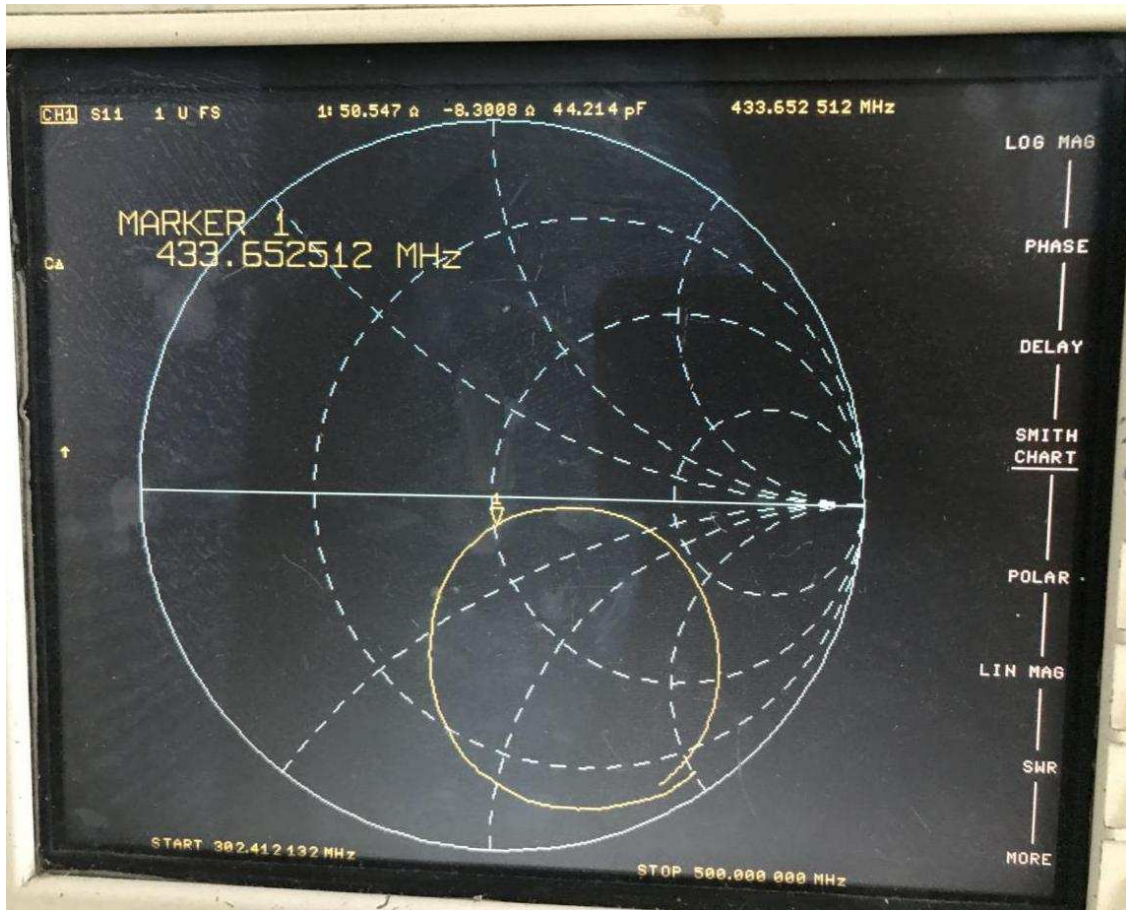
Figure.5

3. Performance Data

3.1 Passive data

VSWR (电压驻波比) / Return Loss (回波损耗) / Smith Chart (史密斯圆图)





*注：以上为实测数据，仅供参考；因天线功能较为敏感，主体周边机构有变更请通知我们评估。

4.Mechanical Specification

4.1 Assembly Drawing

5.免责声明(Disclaimer)：

本着为用户提供更好服务的原则，深圳市沃进科技有限公司（下称“沃进科技”）在本手册中将尽可能地为用户呈现详实、准确的产品信息。但鉴于本手册的内容具有一定的时效性，沃进科技不能完全保证该文档在任何时段的时效性与适用性。沃进科技有权在没有通知的情况下对本手册上的内容进行更新，恕不另行通知。为了得到最新版本的信息，请尊敬的用户定时访问沃进科技官方网站或者与沃进科技工作人员联系。感谢您的包容与支持！

In order to provide our users with better service, Shenzhen vollgo Technology Co., Ltd (hereinafter referred to as vollgo) will try to present as detailed and accurate product information as possible in this manual. However, due to the timeliness of the manual content, vollgo shall not absolutely guarantee the unlimited timeliness and applicability of the file. Vollgo has the right to update the manual content without further notice. To get the latest edition information, pls visit the official website of vollgo or contact our customer service staff. Thanks for your trust and support!