





HESTORE.HU

elektronikai alkatrész áruház

EN: This Datasheet is presented by the manufacturer.

Please visit our website for pricing and availability at www.hestore.hu.



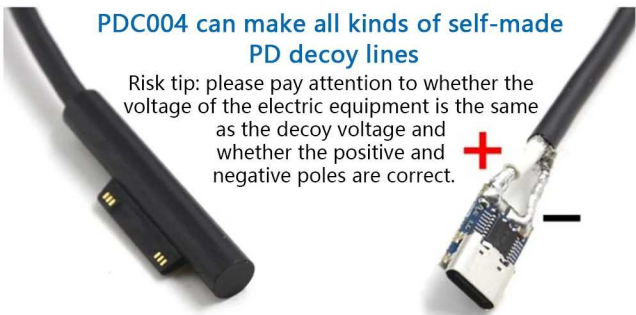
The two solder joints here are jumpers

Pay attention to the positive and negative poles when wiring

Two Versions, Four Voltages	
15V,20V Version	Jumper shorting 20V
	Jumper open circuit 15V
9V,12V Version	Jumper shorting 12V
	Jumper open circuit 9V

PDC004 can make all kinds of self-made PD decoy lines

Risk tip: please pay attention to whether the voltage of the electric equipment is the same as the decoy voltage and whether the positive and negative poles are correct.



PDC004 can add PD power supply function for various devices



When welding the power cord of pdc004 pay attention to the insulation of positive and negative poles



PDC004 supports 5A eMarker wire for high power output

