



HESTORE.HU

elektronikai alkatrész áruház

EN: This Datasheet is presented by the manufacturer.

Please visit our website for pricing and availability at www.hestore.hu.

Lead taping radial lead type

● Dimensions

Case size (mm) $\phi D \times L$	Lead space (F)		
	2.5 mm	5.0 mm	7.5 mm
4 × 5, 7	B	A	
5 × 5, 7	B	A	
6.3 × 5, 7	C	A	
8 × 5, 7	C	E	
5 × 11	C	D	
6.3 × 11.2, 15	C	D	
8 × 11.5, 15, 20		E	
10 × 12.5, 16, 20, 25		F	
12.5 × 15, 20, 25		G	
16 × 15, 20, 25			H
18 × 15, 20, 25			H

Figure A (Lead space: 5.0 mm / $\phi D \times L$: $\phi 4 \times 5, 7, \phi 5 \times 5, 7, \phi 6.3 \times 5, 7$)

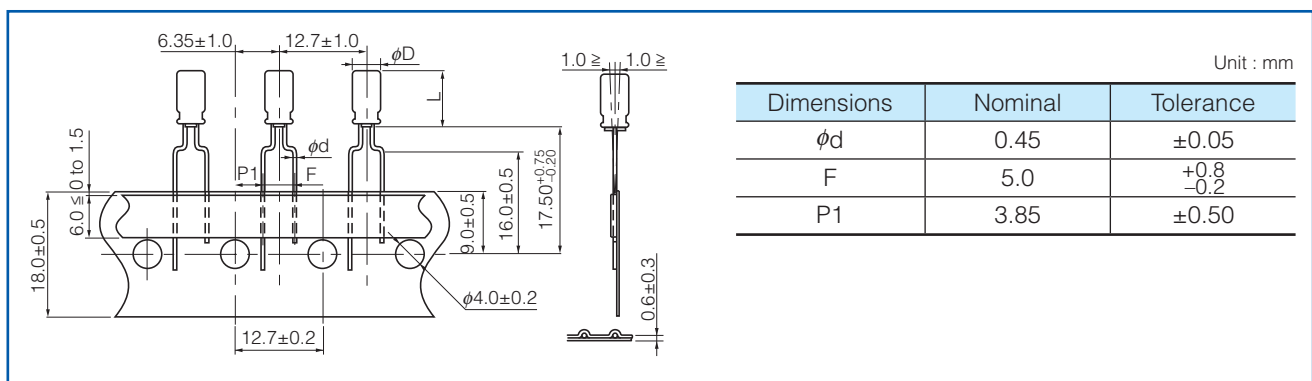


Figure B (Lead space: 2.5 mm / $\phi D \times L$: $\phi 4 \times 5, 7, \phi 5 \times 5, 7$)

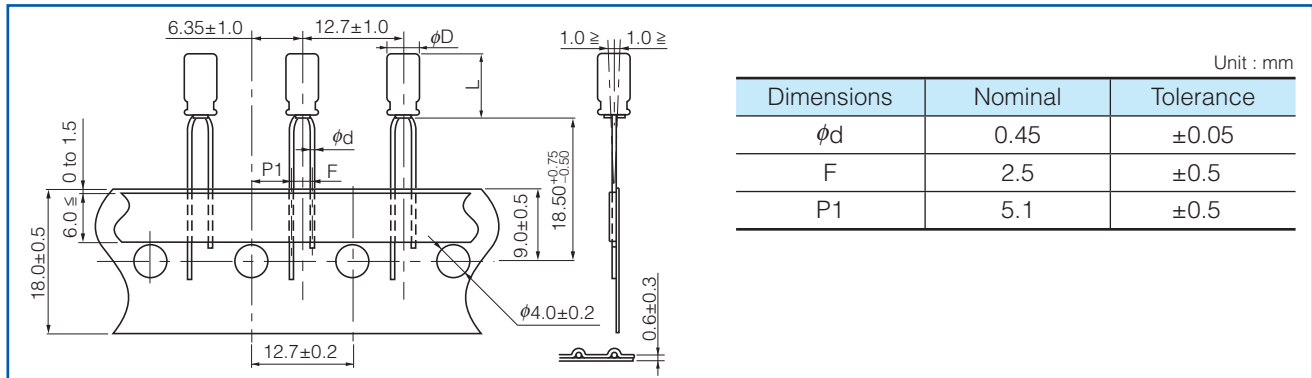


Figure C (Lead space: 2.5 mm / $\phi D \times L$: $\phi 5 \times 11, \phi 6.3 \times 5, 7, 11.2, 15, \phi 8 \times 5, 7$)

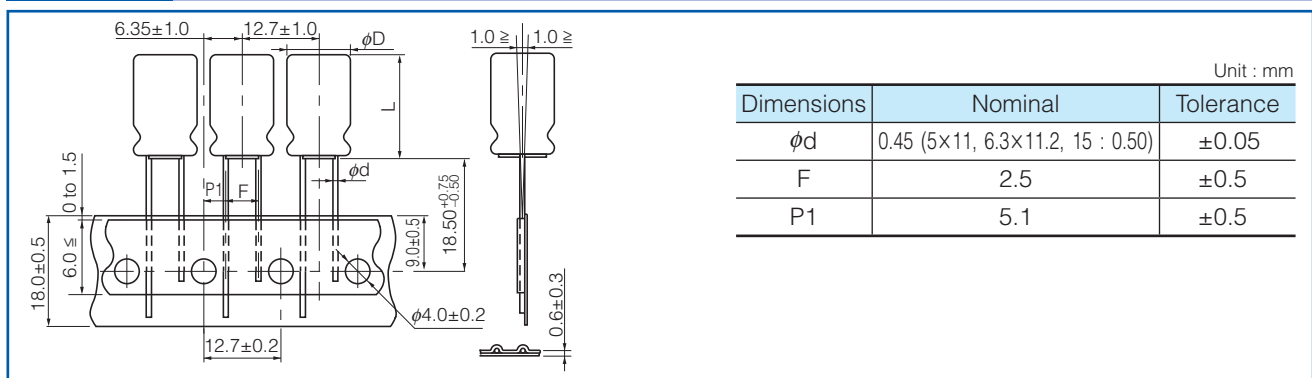


Figure D (Lead space: 5 mm / $\phi D \times L$: $\phi 5 \times 11$, $\phi 6.3 \times 11.2$, 15)

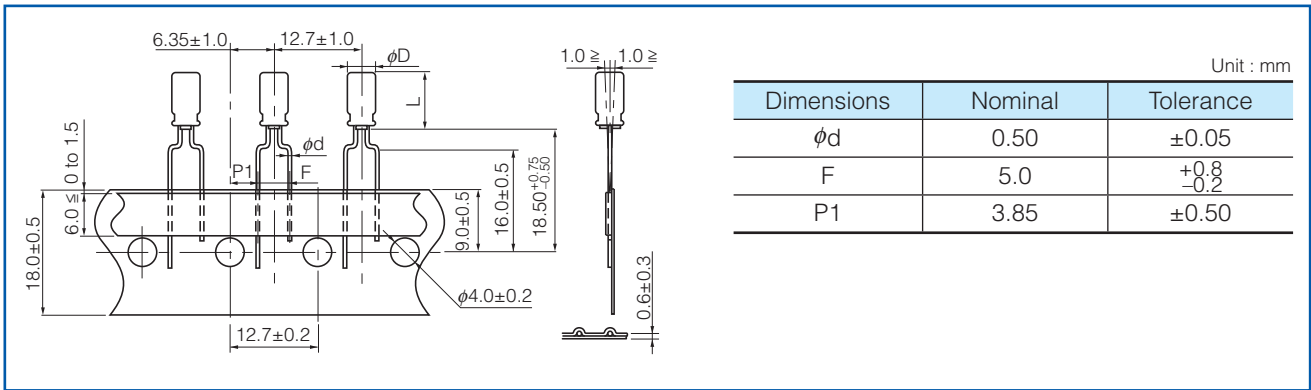


Figure E (Lead space: 5 mm / $\phi D \times L$: $\phi 8 \times 5$, 7, 11.5, 15, 20)

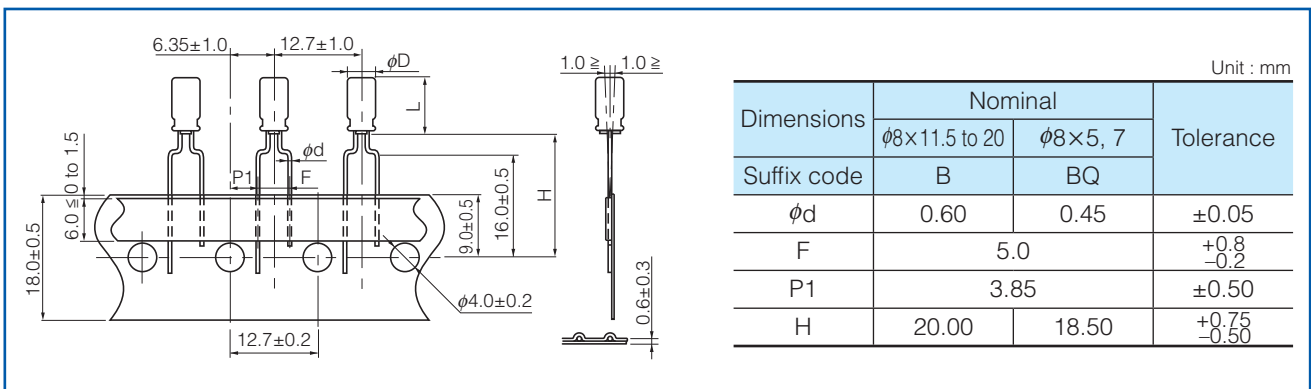


Figure F (Lead space: 5 mm / $\phi D \times L$: $\phi 10 \times 12.5$, 16, 20, 25)

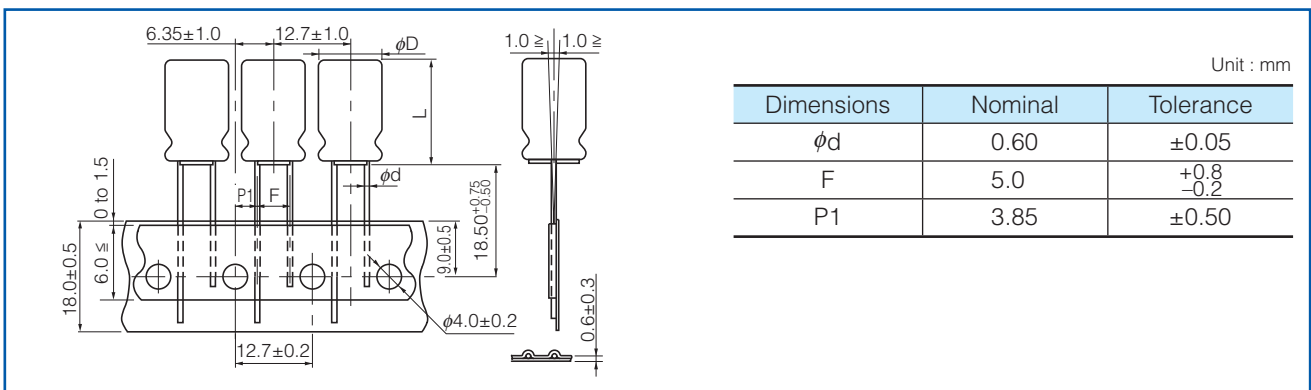


Figure G (Lead space: 5 mm / $\phi D \times L$: $\phi 12.5 \times 15$, 20, 25)

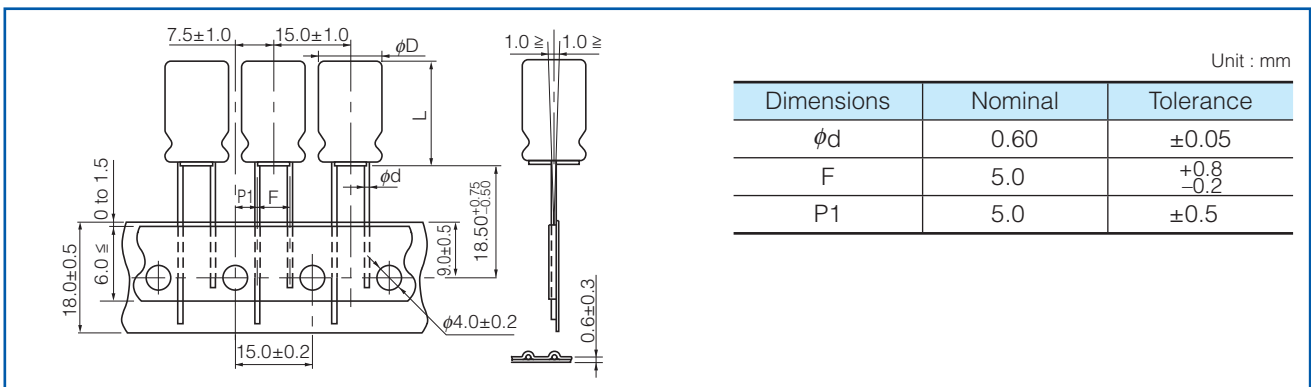
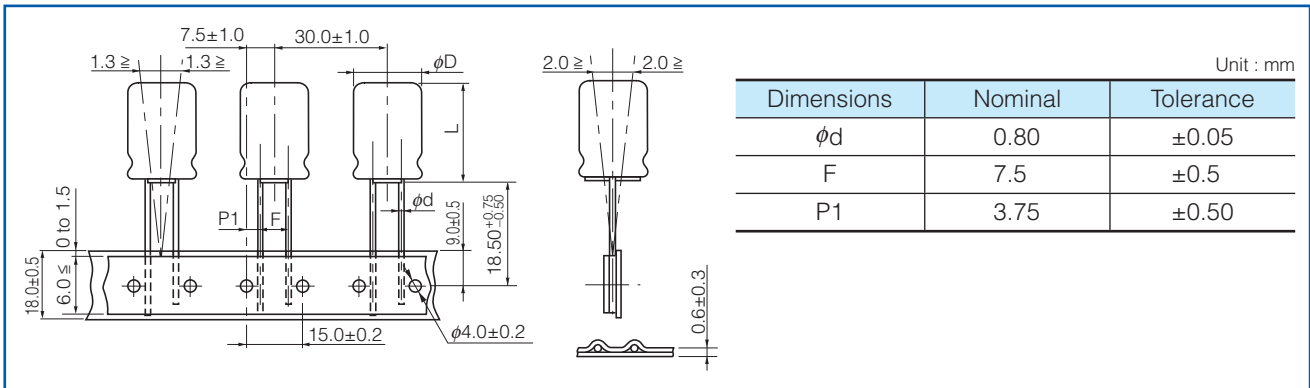


Figure H (Lead space: 7.5 mm / $\phi D \times L$: $\phi 16 \times 15, 20, 25, \phi 18 \times 15, 20, 25$)



Packaging Specifications

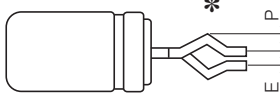
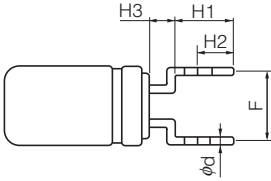
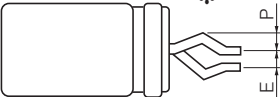
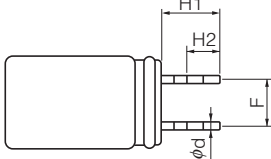
Dimensions	Dimensions of outer carton box				
	$\phi 4$ to $\phi 5$	$\phi 6.3$	$\phi 8$	$\phi 10, \phi 12.5$	$\phi 16, \phi 18$
a	340 max.	340 max.	340 max.	340 max.	340 max.
b	to 55 max.	to 55 max.	to 55 max.	55 to 66 max.	62 to 75 max.
c	170 to 210 max.	270 max.	230 max.	170 to 270 max.	225 to 310 max.
Packaging Quantity	2000 pcs.	2000 pcs.	1000 pcs.	500 pcs.	250 pcs.

Unit : mm

Panasonic Aluminum Electrolytic Capacitors (Radial Lead Type)

Lead Forming Type (Snap-in)

Lead formed Aluminium Electrolytic Capacitor for self mounting, for rationalization and upgrade of soldering process.

ϕD	Dimensions	
4, 5, 6.3, 8		
10, 12.5, 16, 18		

* Direction of bending shape is not specified

Dimensions

Unit : mm

ϕD	$H1 \pm 0.5$	H2	H3	$F \pm 0.5$	P	E max.	ϕd	for PWB	
								hole dia. ϕ	thickness
5	4.5	2.7	2.5	5.0	1.0	1.0	0.5	0.9	1.6
6.3	4.5	2.7	2.5	5.0	1.0	1.0	0.5	1.0	1.6
8	4.5	2.7	2.5	5.0	1.0	1.0	0.6	1.0	1.6
10	4.5	2.7	–	5.0	1.0	1.0	0.6	1.0	1.6
12.5	4.5	2.7	–	5.0	1.0 / 0.9	1.0	0.6 / 0.8	1.0 / 1.1	1.6
16	4.5	2.7	–	7.5	0.9	1.0	0.8	1.1	1.6
18	4.5	2.7	–	7.5	0.9	1.0	0.8	1.1	1.6

Series KA/KS Dimensions

Unit : mm

ϕD	$H1 \pm 0.5$	H2	$H3 \pm 0.3$	$F \pm 0.5$	P	E max.	ϕd	for PWB	
								hole dia. ϕ	thickness
4	4.5	2.7	1.5	5.0	0.95	1.0	0.45	0.9	1.6
5	4.5	2.7	1.5	5.0	0.95	1.0	0.45	0.9	1.6
6.3	4.5	2.7	1.5	5.0	0.95	1.0	0.45	0.9	1.6
8	4.5	2.7	1.5	5.0	0.95	1.0	0.45	0.9	1.6