



HESTORE.HU

elektronikai alkatrész áruház

EN: This Datasheet is presented by the manufacturer.

Please visit our website for pricing and availability at www.hestore.hu.

JST

Hand crimping tool
Type: WC-121

Features

Parallel action
operation

Ratchet release

Easy readjustment
of load

Contact locator with
insulation-stop

Precisely ground
profiles

Ergonomic soft grips
colour: green

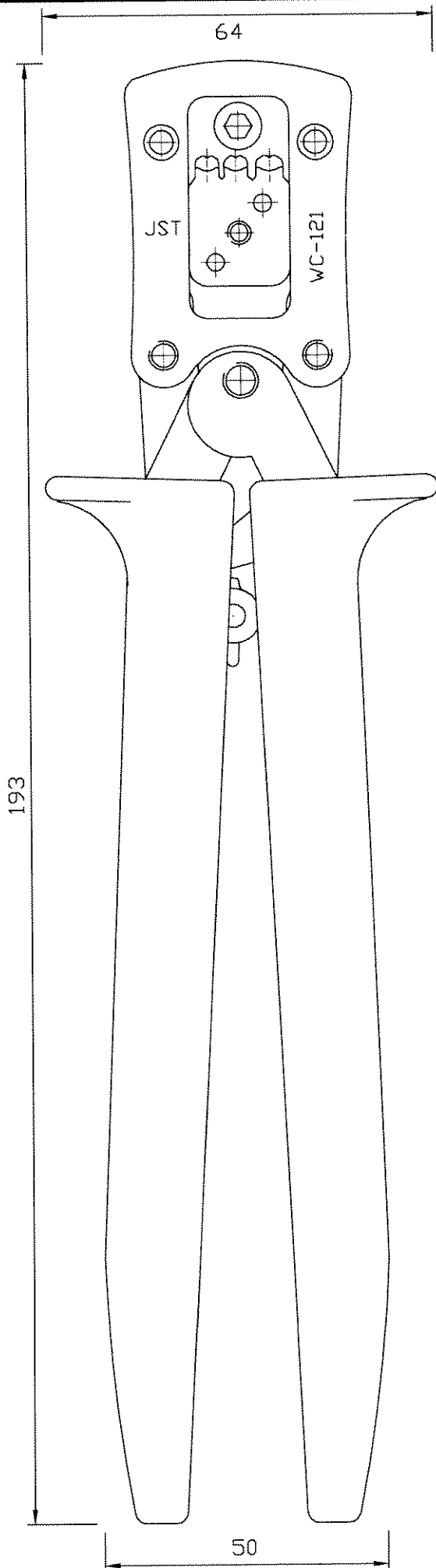
Fully recyclable

Applicable terminal:
< >YM-001T-0.6

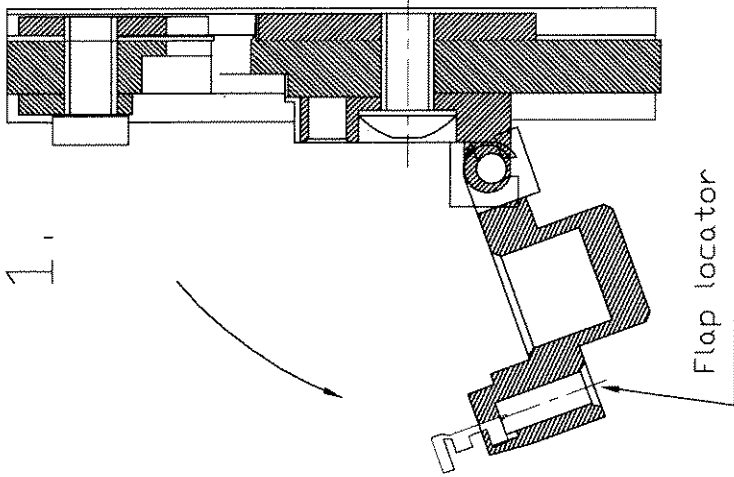
Cross section range:
Profile 1: 28 AWG
Profile 2: 24 AWG/26AWG
Profile 3: 22 AWG

Crimp height specification
28 AWG - 0.75mm-0.80mm
26 AWG - 0.85mm
24 AWG - 0.90mm
22 AWG - 0.95mm

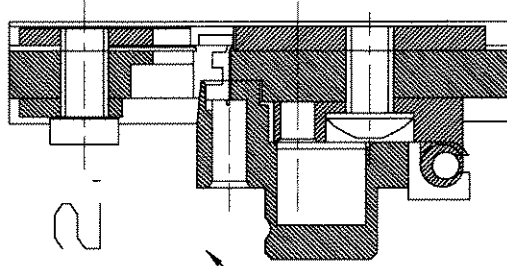
Operating instructions see overleaf



OPERATION INSTRUCTIONS

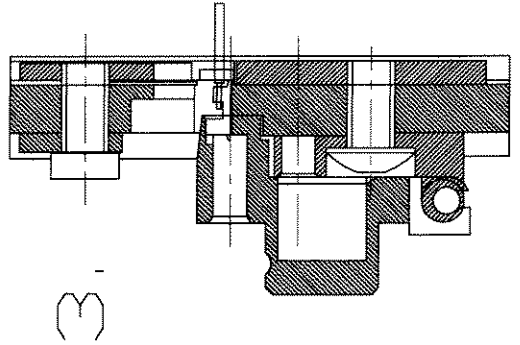


1. Open flap locator and insert contact up to stop.
2. Close flap locator.



3. Close handtool until first ratchet.

4. Insert wire up to stop.



5. Close handtool until the ratchet releases.
6. Open flap locator and carefully remove the wire.

