



HESTORE.HU

elektronikai alkatrész áruház

EN: This Datasheet is presented by the manufacturer.

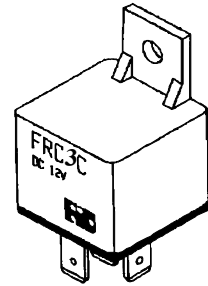
Please visit our website for pricing and availability at www.hestore.hu.

FRC3 RELAY



FEATURES

Small size and high contact rating 70A
High temperature design.
Plug in or P.C. Board terminal
Optional mounting bracket



SPECIFICATIONS

COIL RATING

RATED VOLTAGE DC	COIL RESISTANCE Ω +/-10 %	RATED CURRENT (mA)	MUST OPERATE VOLTAGE	MUST DROPOUT VOLTAGE	MAXIMUM VOLTAGE	POWER CONSUMPTION
			% OF RATED VOLTAGE (At +20 °C)			
12	80	150	65 Max.	10 Min.	150 Max.	1.8W Approx.
24	320	75				

* IF USE RESISTOR :

6VDC WITH 180 Ω RESISTOR
12VDC WITH 680 Ω RESISTOR
24VDC WITH 2702 Ω RESISTOR

CHARACTERISTICS

Contact Arrangement	SPST (1 Form A); SPDT (1 Form C)
Contact Material	Silver Alloy
Contact Resistance	30m Ω Max.
Contact Rating (Resistive Load)	N.O. : 70A 14VDC N.C. : 60A 14VDC (Special NO :80A)
Switching Voltage	DC 75V Max.
Operate Time (Initial)	10ms Max. Typical
Release Time (Initial)	10ms Max. Typical
Insulation Resistance	100M Ω Min. (500V DC)
Dielectric Strength	500Vrms between coil and contact
Shock Resistance	20g Approx.
Vibration Resistance	10-55Hz, 1.5mm Double Amplitude
Ambient Temperature	-40°C to + 85°C
Humidity	45 - 85% RH
Operation Life	Mechanical : 10 ⁷ Electrical : 10 ⁵ (At rated load)
Weight	47g Approx.

[Specifications are subject to change without notices.]

FORWARD INDUSTRIAL COMPANY. (O/B COMMERCIAL UNION LTD)

RM. 1405, Wu Sang House, 655 Nathan Road, Mongkok, Kowloon, Hong Kong.

TEL : (852) 27892365 FAX : (852) 27893102 E-MAIL : sales@ficrelay.com.hk

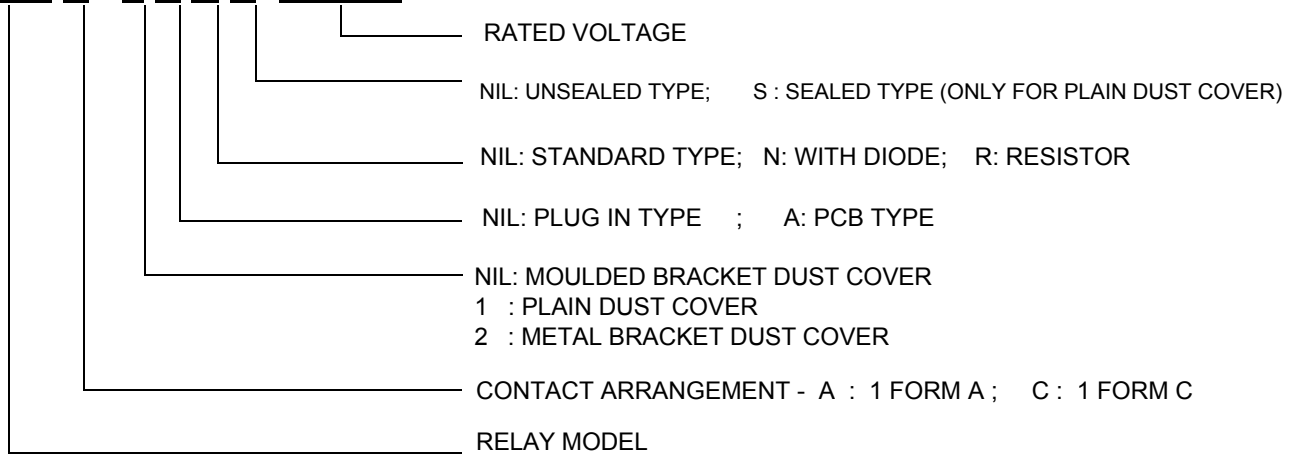
WEBSITE : <http://www.ficrelay.com.hk>

FRC3 RELAY



ORDERING INFORMATION

FRC3 A - 1 A N S - DC12V

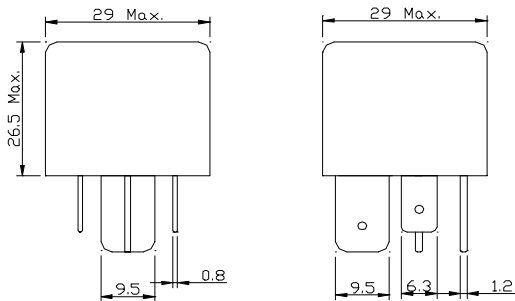


Note : Pb-Free and RoHS compliant relays are available.
 For ordering, please add suffix "Pb-Free" or "RoHS" to standard relay part numbers.

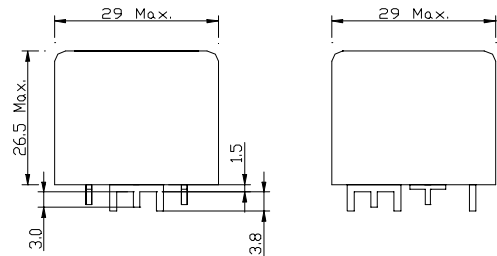
For example : FRC3A-1 DC 12V "Pb-Free" for Pb-Free Relay
 For example : FRC3A-1 DC 12V "RoHS" for RoHS Complaint Relay

DIMENSIONS (UNIT : MM)

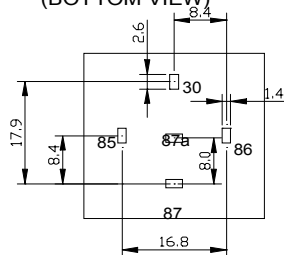
PLUG IN TYPE TERMINAL
(PLAIN DUST COVER)



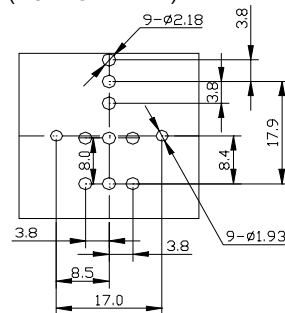
PCB TYPE TERMINAL



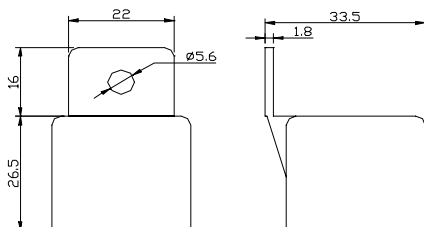
PLUG IN TERMINAL TYPE
(BOTTOM VIEW)



PBC TYPE TERMINAL
(BOTTOM VIEW)



MOULDED BRACKET DUST COVER



TERMINAL ARRANGEMENT
(BOTTOM VIEW)

