




HESTORE.HU

elektronikai alkatrész áruház

EN: This Datasheet is presented by the manufacturer.

Please visit our website for pricing and availability at www.hestore.hu.



STM32F4 DISCOVERY SHIELD

TO OUR VALUED CUSTOMERS

I want to express my thanks to you for being interested in our products and for having confidence in MikroElektronika.

The primary aim of our company is to design and produce high quality electronic products and to constantly improve the performance thereof in order to better suit your needs.

A white handwritten signature in cursive script, appearing to read 'N. Matic', set against a dark green background.

Nebojsa Matic
General Manager

Table of Contents

| | |
|---|----|
| What is STM32F4 Discovery Shield? | 4 |
| Unleash your inner inventor | 5 |
| Schematic | 6 |
| Click boards are plug and play! | 8 |
| Dimensions | 10 |
| Disclaimer | 11 |

What is STM32F4 Discovery Shield?




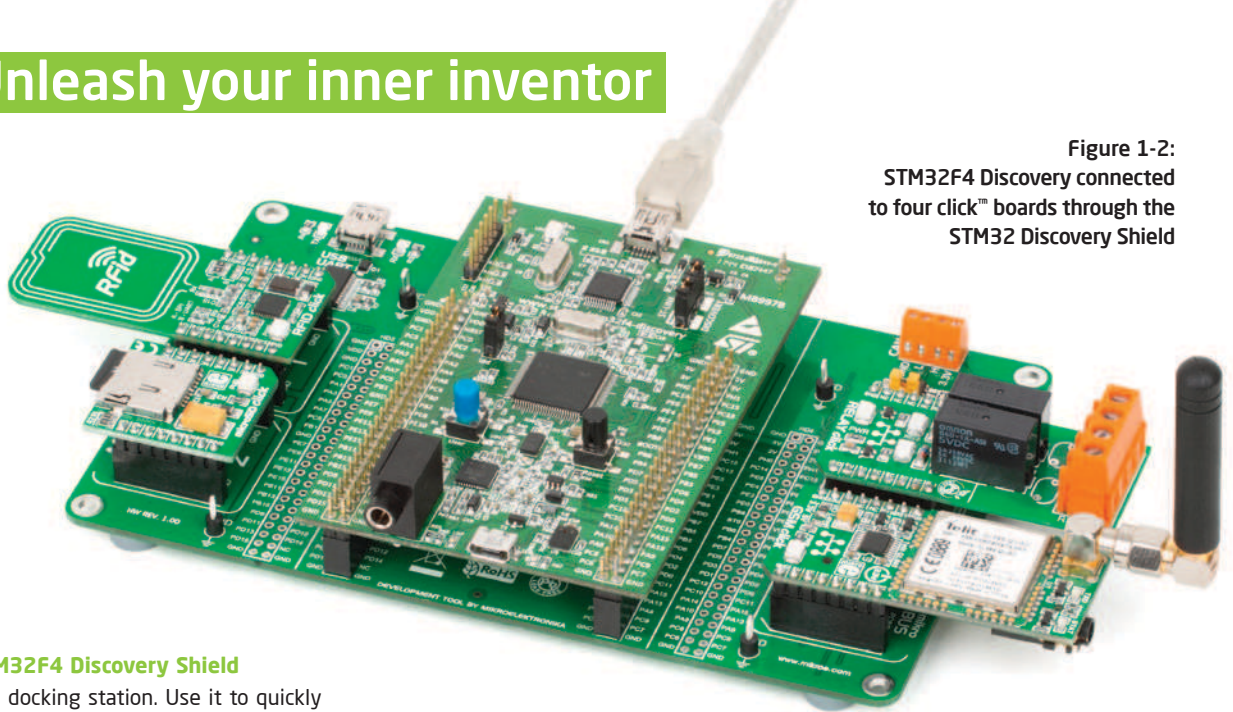
Figure 1-1: STM32F4 Discovery shield

Equip your STM32F4 Discovery easily with an arsenal of additional modules using the **STM32F4 Discovery SHIELD**. This versatile extension board features following modules:

- 01 FT232RL USB-UART chip
- 02 USB MINI-B connector
- 03 CAN transceiver SN65HVD230
- 04 Screw terminals
- 05 Four mikroBUS sockets
- 06 2x25 headers for STM32F4 Discovery board
- 07 2x25 connection pads
- 08 GNDs
- 09 3.3V voltage regulator
- 10 Mounting holes

Unleash your inner inventor

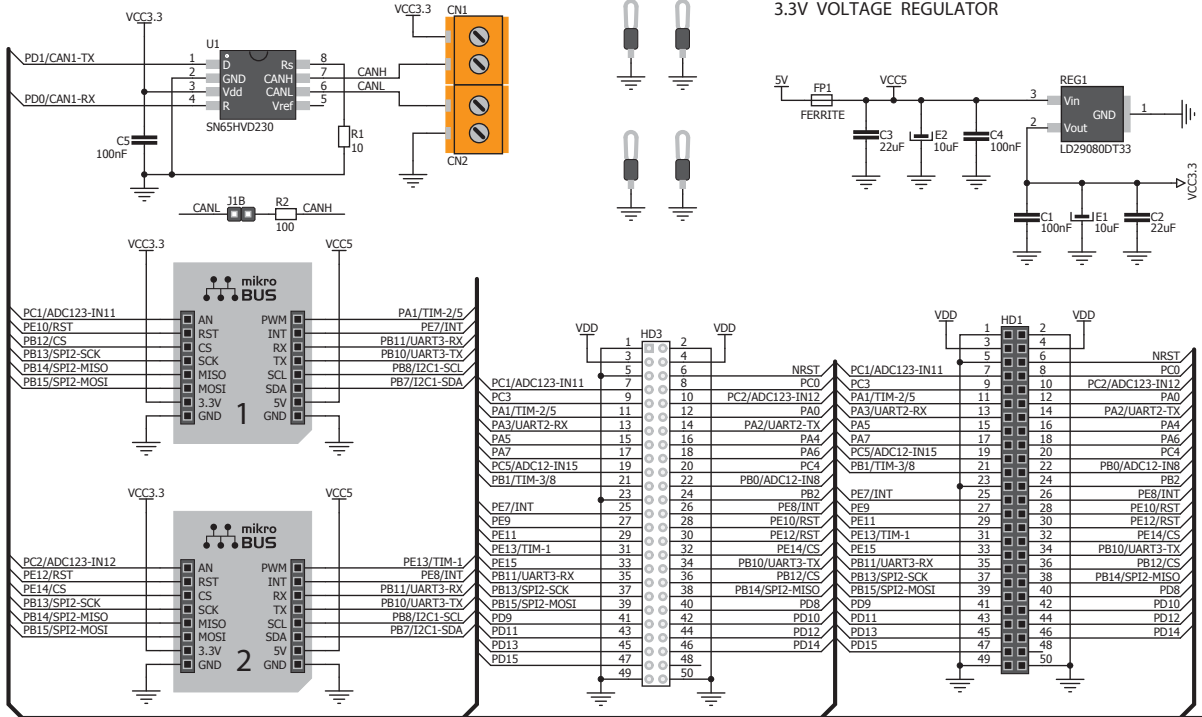
Figure 1-2:
STM32F4 Discovery connected
to four click™ boards through the
STM32 Discovery Shield

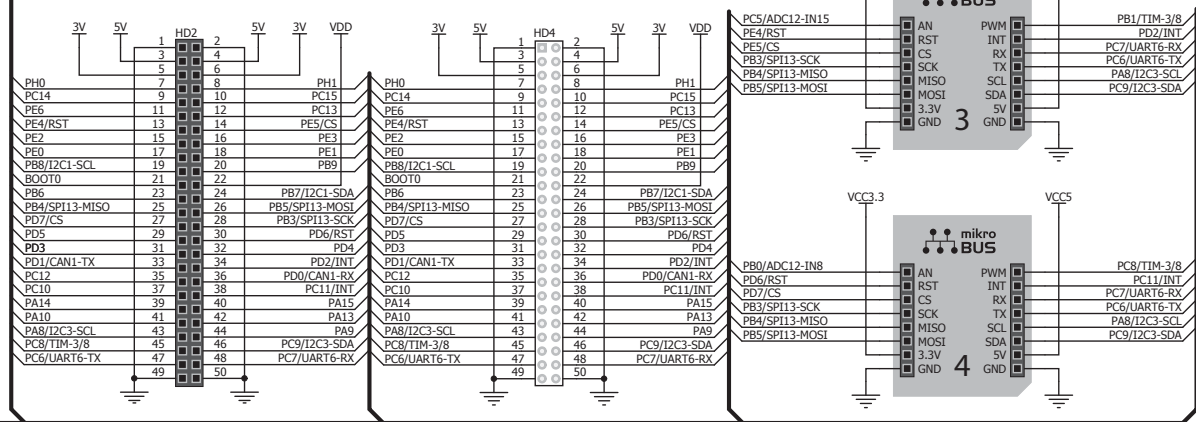
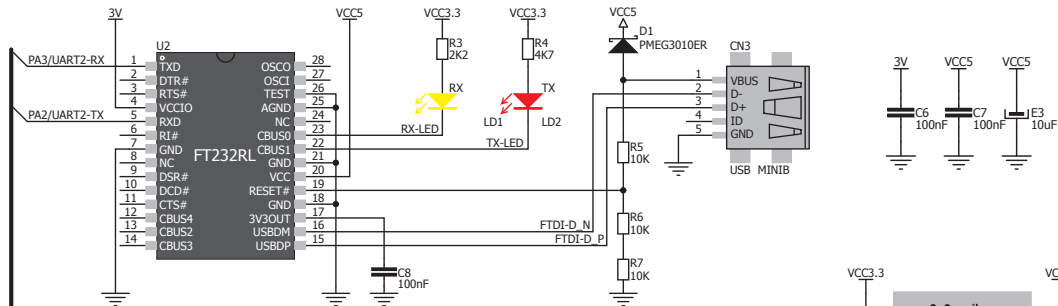


STM32F4 Discovery Shield

is a docking station. Use it to quickly turn your Discovery board into a Rfid lock, SMS-triggered control switch, GPS tracking device, full-blown weather station, or whatever else you have in mind. Assemble your prototypes quickly using click™ additional boards. Just snap them into mikroBUS sockets, like LEGO blocks. As easy as pie!

Schematic






Click boards are plug and play!


Buzzer, Gyroscope, GPS, Compass, Relay, FM, Bluetooth - you name it, we got it! We have an arsenal of over 65 click™ add-on boards, all pin compatible with your Discovery Shield. And the list grows bigger every week.

Each click™ comes with a set of working example codes. Please visit the click™ boards webpage for the complete list of currently available boards:


<http://www.mikroe.com/click/>



EVE click™




Fiber Opt click™




GPS2 click™




GSM2 click™




BUZZ click™




Proximity click™




Compass click™




ccRF click™




USB UART click™



Current click™




Dali click™




RFid click™



Relay click™




8x8 click™




FM click™




Bluetooth2 click™




Thunder click™




USB SPI click™




BarGraph click™




7seg click™




THERMO click™




Gyro click™



EEPROM click™

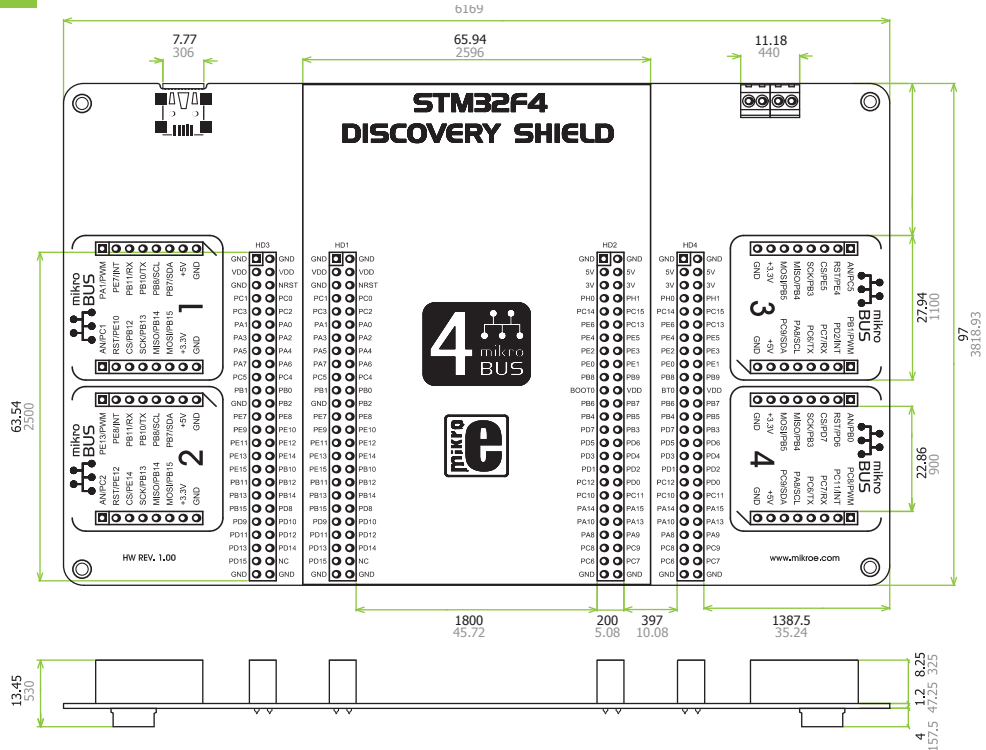


Light Hz click™



Pressure click™

Dimensions



Legend

— mm
— mils

Mounting hole size

∅ 3.2 mm
∅ 126 mils

DISCLAIMER

All the products owned by MikroElektronika are protected by copyright law and international copyright treaty. Therefore, this manual is to be treated as any other copyright material. No part of this manual, including product and software described herein, may be reproduced, stored in a retrieval system, translated or transmitted in any form or by any means, without the prior written permission of MikroElektronika. The manual PDF edition can be printed for private or local use, but not for distribution. Any modification of this manual is prohibited.

MikroElektronika provides this manual 'as is' without warranty of any kind, either expressed or implied, including, but not limited to, the implied warranties or conditions of merchantability or fitness for a particular purpose.

MikroElektronika shall assume no responsibility or liability for any errors, omissions and inaccuracies that may appear in this manual. In no event shall MikroElektronika, its directors, officers, employees or distributors be liable for any indirect, specific, incidental or consequential damages (including damages for loss of business profits and business information, business interruption or any other pecuniary loss) arising out of the use of this manual or product, even if MikroElektronika has been advised of the possibility of such damages. MikroElektronika reserves the right to change information contained in this manual at any time without prior notice, if necessary.

HIGH RISK ACTIVITIES

The products of MikroElektronika are not fault - tolerant nor designed, manufactured or intended for use or resale as on - line control equipment in hazardous environments requiring fail - safe performance, such as in the operation of nuclear facilities, aircraft navigation or communication systems, air traffic control, direct life support machines or weapons systems in which the failure of Software could lead directly to death, personal injury or severe physical or environmental damage ('High Risk Activities'). MikroElektronika and its suppliers specifically disclaim any expressed or implied warranty of fitness for High Risk Activities.

TRADEMARKS

The MikroElektronika name and logo, the MikroElektronika logo, mikroBUS™, Click Boards™ are trademarks of MikroElektronika. All other trademarks mentioned herein are property of their respective companies.

All other product and corporate names appearing in this manual may or may not be registered trademarks or copyrights of their respective companies, and are only used for identification or explanation and to the owners' benefit, with no intent to infringe.



If you want to learn more about our products, please visit our web site at www.mikroe.com

If you are experiencing some problems with any of our products or just need additional information, please place your ticket at www.mikroe.com/support

If you have any questions, comments or business proposals,
do not hesitate to contact us at office@mikroe.com

STM32F4 Discovery Shield Manual
ver. 1.00

